

SUPERBIKE-IDM V2 ADAC Siegerlandpreis

MSC Freies Grund e.V. im ADAC

3-02/10, FIM EMIN 10/13/, IMV
101/50

IG Königsklasse - Training 5

6 - 8 May 2016
Nürburgring Kurz - 3618 mtr.

Pl.	Nr.	Name / Bewerber	Motorrad / CITY	Kls	PIK	Schnellste In	Diff.	Diff	Rnd	Km/h	
1	45	Heinz Scheidt	Aprilia RS250 Monschau	250	1	1:41.386	8		11	128.47	
2	49	Carsten Schröter Team DMV	Yamaha TZ250 Raesfeld	250	2	1:41.987	8	0.601	0.601	9	127.71
3	44	Andreas Götti	Honda RS250 Oberkulm	250	3	1:42.119	11	0.733	0.132	11	127.55
4	73	Marc Ruhroth	FRP Aprilia RS250 Kempenich	250	4	1:43.520	6	2.134	1.401	8	125.82
5	228	Heiko Senkel	Aprilia RS250 Lienen	S250	1	1:45.449	9	4.063	1.929	10	123.52
6	88	Reiner Scheidhauer	Honda RS125 Saarbrücken	125	1	1:45.896	6	4.510	0.447	8	123.00
7	98	Adrian Hähle	Honda RS125R Lugau	125	2	1:46.055	10	4.669	0.159	11	122.81
8	208	Daniel Kämmerling	FRP Aprilia RS250 Düsseldorf	S250	2	1:46.426	6	5.040	0.371	8	122.38
9	61	Mike Vökt	Yamaha TZ250 Eggingen	250	5	1:46.568	3	5.182	0.142	4	122.22
10	91	Micky Winkler	Honda RS125R Schleiz	125	3	1:47.043	8	5.657	0.475	11	121.68
11	120	Boris Pütz	Honda RS125 Fürth	125	4	1:47.343	10	5.957	0.300	11	121.34
12	102	Robrecht Roosen	Honda RS125R Gingelom	125	5	1:47.485	10	6.099	0.142	10	121.18
13	74	Werner Cvetko	Honda RS250 Kirchdorf	250	6	1:47.610	10	6.224	0.125	10	121.04
14	216	Till Obert	Aprilia RS250 Gemünden	S250	3	1:48.383	2	6.997	0.773	6	120.17
15	214	Christian Kühn	Aprilia RS250	S250	4	1:49.142	10	7.756	0.759	10	119.34
16	225	Dirk Broecheler	Aprilia RS250 Simmerath	S250	5	1:49.410	8	8.024	0.268	10	119.05
17	133	Miguel Correia	KTM FRR125 Zuidlaren	125	6	1:49.430	7	8.044	0.020	7	119.02
18	35	Franko Piesner	Honda RS250 Hermisdorf	250	7	1:50.486	7	9.100	1.056	8	117.89
19	206	Jörg Eberhardt	Aprilia RS250 Berlin	S250	6	1:51.423	7	10.037	0.937	8	116.90
20	291	Martin Uebel	Aprilia RS250 Hirschberg	S250	7	1:53.447	7	12.061	2.024	7	114.81
21	247	Andreas Lindberg	Aprilia RS250 Regensburg	S250	8	1:54.368	7	12.982	0.921	8	113.89
22	55	Gerd Schumacher	Yamaha TZ250 Rev. Damstadt	250	8	1:55.145	10	13.759	0.777	10	113.12

Schnellste Runde : 1:41.386 in Runde 8 durch nr. 45 : Heinz Scheidt (Aprilia RS250)

Aushangzeit

Ergebnisse und Rundenzeiten : www.raceresults.at

Zeitnahme durch : SDO SportTiming

Ausdruckzeit : 06-05-2016 - 11:59

Rennleiter	Steward	Zeitmessung	DMSB
Heinrich Schmidt	Christian T. Schneider	Bernd Jung	
Seite 1 von 2			

SUPERBIKE-IDM V2 ADAC Siegerlandpreis

MSC Freies Grund e.V. im ADAC

5-02/10, FIM EMIN 10/13/14/15/16/17/18/19/20/21/22/23/24/25/26/27/28/29/30/31/32/33/34/35/36/37/38/39/40/41/42/43/44/45/46/47/48/49/50

IG Königsklasse - Training 5

6 - 8 May 2016
Nürburgring Kurz - 3618 mtr.

Pl.	Nr.	Name / Bewerber	Motorrad / CITY	Kls	PIK	Schnellste In	Diff.	Diff	Rnd	Km/h	
23	34	Peter Schulte-Wien Team DMV	Honda RS250 Nottuln	250	9	1:55.326	7	13.940	0.181	9	112.94
24	41	Jens Bebiolka	Aprilia RSW250 Wremen	250	10	1:57.503	6	16.117	2.177	9	110.85
25	210	Michael Kahmann	Aprilia RS250 Werther	S250	9	1:58.485	3	17.099	0.982	7	109.93
26	217	Uto Haag	Suzuki RGV250 Wehrheim	S250	10	2:12.921	6	31.535	14.436	6	97.99
27	202	Ingardia Vito	Aprilia RS250 Timmendorfer Str.	S250	11	2:17.926	2	36.540	5.005	5	94.43
28	78	David Lauder Milch	Yamaha TZ250 Berlin	250	11					1	0.00
29	269	Marc Hacker	Aprilia RS250 Frankfurt	S250	12						

Schnellste Runde : 1:41.386 in Runde 8 durch nr. 45 : Heinz Scheidt (Aprilia RS250)

Ergebnisse und Rundenzeiten : www.raceresults.at

Zeitnahme durch : SDO SportTiming

Aushangzeit

Ausdruckzeit : 06-05-2016 - 11:59

Rennleiter	Steward	Zeitmessung	DMSB
Heinrich Schmidt	Christian T. Schneider	Bernd Jung	
Seite 2 von 2			

SUPERBIKE-IDM V2 ADAC Siegerlandpreis

MSC Freies Grund e.V. im ADAC

S-02/16, FIM EMN 10/157, IMV 191/52

IG Königsklasse - Training 5

6 - 8 May 2016
Nürburgring Kurz - 3618 mtr.

IGK 250 ccm

Pl.	Nr.	Name / Bewerber	Motorrad / CITY	Schnellste	In	Diff.	Diff	Rnd	Km/h
1	45	Heinz Scheidt	Aprilia RS250 Monschau	1:41.386	8			11	128.47
2	49	Carsten Schröter Team DMV	Yamaha TZ250 Raesfeld	1:41.987	8	0.601	0.601	9	127.71
3	44	Andreas Götti	Honda RS250 Oberkulm	1:42.119	11	0.733	0.132	11	127.55
4	73	Marc Ruhroth	FRP Aprilia RS250 Kempenich	1:43.520	6	2.134	1.401	8	125.82
5	61	Mike Vökt	Yamaha TZ250 Eggingen	1:46.568	3	5.182	3.048	4	122.22
6	74	Werner Cvetko	Honda RS250 Kirchdorf	1:47.610	10	6.224	1.042	10	121.04
7	35	Franko Piesner	Honda RS250 Hermisdorf	1:50.486	7	9.100	2.876	8	117.89
8	55	Gerd Schumacher	Yamaha TZ250 Rev. Darmstadt	1:55.145	10	13.759	4.659	10	113.12
9	34	Peter Schulte-Wien Team DMV	Honda RS250 Nottuln	1:55.326	7	13.940	0.181	9	112.94
10	41	Jens Bebiolka	Aprilia RSW250 Wremen	1:57.503	6	16.117	2.177	9	110.85
11	78	David Laudermilch	Yamaha TZ250 Berlin					1	0.00

IGK 125 ccm

Pl.	Nr.	Name / Bewerber	Motorrad / CITY	Schnellste	In	Diff.	Diff	Rnd	Km/h
1	88	Reiner Scheidhauer	Honda RS125 Saarbrücken	1:45.896	6			8	123.00
2	98	Adrian Hähle	Honda RS125R Lugau	1:46.055	10	0.159	0.159	11	122.81
3	91	Micky Winkler	Honda RS125R Schleiz	1:47.043	8	1.147	0.988	11	121.68
4	120	Boris Pütz	Honda RS125 Fürth	1:47.343	10	1.447	0.300	11	121.34
5	102	Robrecht Roosen	Honda RS125R Gingelom	1:47.485	10	1.589	0.142	10	121.18
6	133	Miguel Correia	KTM FRR125 Zuidlaren	1:49.430	7	3.534	1.945	7	119.02

IGK Serie 250 ccm

Pl.	Nr.	Name / Bewerber	Motorrad / CITY	Schnellste	In	Diff.	Diff	Rnd	Km/h
1	228	Heiko Senkel	Aprilia RS250 Lienen	1:45.449	9			10	123.52
2	208	Daniel Kämmerling	FRP Aprilia RS250 Düsseldorf	1:46.426	6	0.977	0.977	8	122.38
3	216	Till Obert	Aprilia RS250 Gemünden	1:48.383	2	2.934	1.957	6	120.17
4	214	Christian Kühn	Aprilia RS250	1:49.142	10	3.693	0.759	10	119.34
5	225	Dirk Broecheler	Aprilia RS250 Simmerath	1:49.410	8	3.961	0.268	10	119.05
6	206	Jörg Eberhardt	Aprilia RS250 Berlin	1:51.423	7	5.974	2.013	8	116.90


Schnellste Runde : 1:41.386 in Runde 8 durch nr. 45 : Heinz Scheidt (Aprilia RS250)

Aushangzeit

Ergebnisse und Rundenzeiten : www.raceresults.at

Zeitnahme durch : SDO SportTiming

Ausdruckzeit : 06-05-2016 - 11:59

Rennleiter	Steward	Zeitmessung	
Heinrich Schmidt	Christian T. Schneider	Bernd Jung	
Seite 1 von 2			

SUPERBIKE-IDM V2 ADAC Siegerlandpreis

MSC Freies Grund e.V. im ADAC

S-02/16, FIM EMN 10/157, IMV 191/52

IG Königsklasse - Training 5

6 - 8 May 2016
Nürburgring Kurz - 3618 mtr.

7	291	Martin Uebel	Aprilia RS250	1:53.447	7	7.998	2.024	7	114.81
8	247	Andreas Lindberg	Aprilia RS250	1:54.368	7	8.919	0.921	8	113.89
9	210	Michael Kahmann	Aprilia RS250	1:58.485	3	13.036	4.117	7	109.93
10	217	Uto Haag	Suzuki RGV250	2:12.921	6	27.472	14.436	6	97.99
11	202	Ingardia Vito	Aprilia RS250	2:17.926	2	32.477	5.005	5	94.43
12	269	Marc Hacker	Aprilia RS250						

Schnellste Runde : 1:41.386 in Runde 8 durch nr. 45 : Heinz Scheidt (Aprilia RS250)

Aushangzeit

Ergebnisse und Rundenzeiten : www.raceresults.at

Zeitnahme durch : SDO SportTiming

Ausdruckzeit : 06-05-2016 - 11:59

Rennleiter	Steward	Zeitmessung	DMSB
Heinrich Schmidt	Christian T. Schneider	Bernd Jung	
Seite 2 von 2			

SUPERBIKE-IDM V2 ADAC Siegerlandpreis
MSC Freies Grund e.V. im ADAC

S-02710, FIM EMIN 10/157, IMV
101/50

IG Königsklasse - Training 5
Rundezeiten

6 - 8 May 2016
Nürburgring Kurz - 3618 mtr.

Nr.	Name	Rnd	Runde	Lap ..1	Lap ..2	Lap ..3	Lap ..4	Lap ..5	Lap ..6	Lap ..7	Lap ..8	Lap ..9	Lap ..0
45	Heinz Scheidt	11	1 - 10	1:55.855	1:57.056	1:45.999	1:59.213	2:44.866	1:44.691	1:41.841	1:41.386	1:42.335	1:41.433
			11 - 20	1:43.459									
49	Carsten Schröter	9	1 - 10	1:56.169	1:47.119	1:44.509	1:44.161	1:44.095	1:43.726	1:45.454	1:41.987	1:51.364	
44	Andreas Götti	11	1 - 10	2:13.754	2:02.382	1:54.639	1:49.949	1:49.895	1:47.041	1:44.566	1:45.102	1:42.684	1:43.012
			11 - 20	1:42.119									
73	Marc Ruhroth	8	1 - 10	2:02.505	1:58.901	2:30.917	1:45.389	1:45.525	1:43.520	1:43.755	2:02.620		
228	Heiko Senkel	10	1 - 10	1:52.339	1:48.780	1:46.634	1:46.078	1:47.875	1:46.010	1:45.756	1:45.533	1:45.449	1:46.246
88	Reiner Scheidhauer	8	1 - 10	1:58.695	1:49.338	1:55.076	1:49.898	1:46.090	1:45.896	1:45.965	2:54.485		
98	Adrian Hähle	11	1 - 10	2:04.952	1:54.623	1:52.008	1:52.505	1:51.123	1:46.208	1:46.593	1:48.524	1:55.190	1:46.055
			11 - 20	1:47.350									
208	Daniel Kämmerling	8	1 - 10	7:14.228	1:53.406	1:49.109	1:47.735	1:47.430	1:46.426	1:47.632	1:46.907		
61	Mike Vökt	4	1 - 10	1:56.408	1:49.314	1:46.568	2:02.977						
91	Micky Winkler	11	1 - 10	2:09.269	1:59.386	1:57.412	1:57.832	1:53.779	1:51.927	1:50.087	1:47.043	1:47.605	1:48.479
			11 - 20	1:49.390									
120	Boris Pütz	11	1 - 10	1:57.622	1:51.166	1:52.788	1:51.141	1:49.855	1:49.418	1:49.123	1:49.068	1:49.398	1:47.343
			11 - 20	1:47.770									
102	Robrecht Roosen	10	1 - 10	2:02.454	1:55.843	1:53.182	1:52.349	1:50.399	1:51.235	1:50.573	1:51.103	1:50.524	1:47.485
74	Werner Cvetko	10	1 - 10	2:04.507	2:00.441	1:56.966	1:54.730	1:51.480	1:51.276	1:49.904	1:49.835	1:48.819	1:47.610
216	Till Obert	6	1 - 10	1:50.303	1:48.383	3:37.708	1:49.785	3:38.724	3:38.085				
214	Christian Kühn	10	1 - 10	2:00.017	1:58.737	2:01.454	1:55.466	1:52.409	1:51.509	1:50.938	1:50.148	1:51.457	1:49.142
225	Dirk Broecheler	10	1 - 10	2:21.578	2:01.474	1:53.036	1:57.373	1:51.869	1:51.612	1:52.926	1:49.410	1:49.938	1:49.986
133	Miguel Correia	7	1 - 10	1:57.074	5:42.027	2:12.735	1:55.581	1:51.071	3:42.109	1:49.430			
35	Franko Piesner	8	1 - 10	2:03.680	1:57.240	1:55.577	1:55.528	1:51.479	1:51.314	1:50.486	2:03.758		
206	Jörg Eberhardt	8	1 - 10	2:10.913	2:11.715	2:00.494	1:54.320	1:54.768	1:52.269	1:51.423	1:52.165		
291	Martin Uebel	7	1 - 10	1:59.834	1:58.274	1:58.192	4:17.885	1:56.218	1:55.921	1:53.447			
247	Andreas Lindberg	8	1 - 10	2:09.474	2:03.471	2:13.131	3:27.247	1:59.479	1:57.098	1:54.368	1:55.309		
55	Gerd Schumacher	10	1 - 10	2:33.014	2:17.643	2:04.831	2:02.101	1:59.112	1:58.394	1:57.955	1:55.757	1:55.629	1:55.145
34	Peter Schulte-Wien	9	1 - 10	2:02.034	1:59.868	1:57.374	2:00.988	1:55.714	1:55.806	1:55.326	1:56.027	1:55.441	
41	Jens Bebiolka	9	1 - 10	2:17.335	2:05.536	2:00.778	1:57.880	1:58.889	1:57.503	1:58.492	2:04.069	2:23.002	
210	Michael Kahmann	7	1 - 10	2:03.240	2:02.436	1:58.485	1:58.928	2:09.647	1:58.865	2:21.950			
217	Uto Haag	6	1 - 10	2:29.398	2:38.667	4:22.003	2:18.242	2:13.821	2:12.921				
202	Ingardia Vito	5	1 - 10	2:36.729	2:17.926	3:11.236	6:17.424	2:34.855					
78	David Lauderlich	1	1 - 10	3:14.881									

SUPERBIKE-IDM V2 ADAC Siegerlandpreis
MSC Freies Grund e.V. im ADAC

S-027 10, FIM EMIN 10/157, TIMV
101/52

IG Königsklasse - Training 5
Rundezeiten

6 - 8 May 2016
Nürburgring Kurz - 3618 mtr.

Nr.	Name	Rnd	Runde	Lap ..1	Lap ..2	Lap ..3	Lap ..4	Lap ..5	Lap ..6	Lap ..7	Lap ..8	Lap ..9	Lap ..0
269	Marc Hacker		1 - 10										

SUPERBIKE-IDM V2 ADAC Siegerlandpreis
MSC Freies Grund e.V. im ADAC

S-027 10, FIM EMIN 10/157, TIMV
101/50

IG Königsklasse - Training 5

6 - 8 May 2016
Nürburgring Kurz - 3618 mtr.

Pl.	Nr.	Name / Team Name	Sector 1		Sector 2		Sector 3		Theoretischer Bestest	Bestzeit	In
			Zeit	pl.	Zeit	pl.	Zeit	pl.			
1	45	Heinz Scheidt			26.411	10 2	22.322	8 2		1: 41.386	8
2	49	Carsten Schröter			26.807	8 3	22.934	8 4		1: 41.987	8
3	44	Andreas Götti			26.201	9 1	21.944	11 1		1: 42.119	11
4	73	Marc Ruhroth			27.059	6 4	23.012	7 5		1: 43.520	6
5	228	Heiko Senkel			27.403	8 5	23.230	6 7		1: 45.449	9
6	88	Reiner Scheidhauer			27.514	8 7	23.140	6 6		1: 45.896	6
7	98	Adrian Hähle			27.642	7 8	22.746	6 3		1: 46.055	10
8	208	Daniel Kämmerling			27.937	6 10	23.570	6 9		1: 46.426	6
9	61	Mike Vökt			27.447	3 6	23.689	3 10		1: 46.568	3
10	91	Micky Winkler			28.236	11 12	24.218	8 15		1: 47.043	8
11	120	Boris Pütz			28.863	9 18	23.306	10 8		1: 47.343	10
12	102	Robrecht Roosen			28.256	6 14	23.703	10 11		1: 47.485	10
13	74	Werner Cvetko			27.776	10 9	23.837	7 13		1: 47.610	10
14	216	Till Obert			28.238	5 13	23.832	6 12		1: 48.383	2
15	214	Christian Kühn			28.570	10 17	24.447	8 17		1: 49.142	10
16	225	Dirk Broecheler			28.383	9 16	24.146	8 14		1: 49.410	8
17	133	Miguel Correi			28.270	6 15	24.341	7 16		1: 49.430	7
18	35	Franko Piesner			28.209	7 11	24.663	5 19		1: 50.486	7
19	206	Jörg Eberhardt			29.090	7 19	24.447	7 18		1: 51.423	7
20	291	Martin Uebel			29.360	7 21	25.055	7 20		1: 53.447	7
21	247	Andreas Lindberg			29.384	6 22	25.212	6 22		1: 54.368	7
22	55	Gerd Schumacher			29.242	8 20	25.202	8 21		1: 55.145	10
23	34	Peter Schulte-Wien			29.743	5 23	25.630	7 23		1: 55.326	7
24	41	Jens Bebiolka			30.087	6 24	26.432	4 24		1: 57.503	6
25	210	Michael Kahmann			31.166	2 25	26.521	4 25		1: 58.485	3
26	217	Uto Haag			34.832	6 27	29.425	6 27		2: 12.921	6
27	202	Ingardia Vito			32.801	5 26	28.921	4 26		2: 17.926	2
28	78	David Laudermilch			51.573	1 28					
29	269	Marc Hacker									

SUPERBIKE-IDM V2 ADAC Siegerlandpreis
MSC Freies Grund e.V. im ADAC

3-02/10, FIM EMIN 10/15/1, TIMV
101/50

IG Königsklasse - Training 5

6 - 8 May 2016

Runden und Sektoren Zeiten

Nürburgring Kurz - 3618 mtr.

34		Peter Schulte-Wien							Honda RS250										
lap	Sect-1	Speed	Sect-2	Speed	Sect-3	Speed	TopSpeed	laptime	pit	lap	Sect-1	Speed	Sect-2	Speed	Sect-3	Speed	Topspeed	laptime	pit
1	1:03.804		30.866	177.0	27.364	0.5		2:02.034		6	59.280		29.766	177.5	26.760	0.5		1:55.806	
2	1:02.740		30.622	176.7	26.506	0.5		1:59.868		7	59.797		29.899	185.8	<u>25.630</u>	0.5		<u>1:55.326</u>	
3	59.722		30.922	182.6	26.730	0.5		1:57.374		8	59.993		30.244	180.6	25.790	0.5		1:56.027	
4	1:03.274		31.283	183.7	26.431	0.5		2:00.988		9	59.408		30.239	183.1	25.794	0.5		1:55.441	
5	1:00.098		<u>29.743</u>	<u>191.0</u>	25.873	0.5		1:55.714		10									

35		Franko Piesner							Honda RS250										
lap	Sect-1	Speed	Sect-2	Speed	Sect-3	Speed	TopSpeed	laptime	pit	lap	Sect-1	Speed	Sect-2	Speed	Sect-3	Speed	Topspeed	laptime	pit
1	Out		31.895	190.1	27.165			2:03.680		5	57.849		28.967	209.5	<u>24.663</u>	0.5		1:51.479	
2	1:01.345		29.851	193.3	26.044	0.5		1:57.240		6	58.030		28.545	<u>211.8</u>	24.739	0.6		1:51.314	
3	1:00.404		29.855	201.4	25.318	0.5		1:55.577		7	57.428		<u>28.209</u>	211.4	24.849	0.6		<u>1:50.486</u>	
4	59.786		29.870	200.7	25.872	0.5		1:55.528		8	56.412		28.752	204.3	In			2:03.758	P

41		Jens Bebiolka							Aprilia RSW250										
lap	Sect-1	Speed	Sect-2	Speed	Sect-3	Speed	TopSpeed	laptime	pit	lap	Sect-1	Speed	Sect-2	Speed	Sect-3	Speed	Topspeed	laptime	pit
1	Out		34.245	184.6	30.221			2:17.335		6	1:00.889		<u>30.087</u>	198.3	26.527	0.5		<u>1:57.503</u>	
2	1:06.009		31.904	173.2	27.623	0.5		2:05.536		7	1:01.416		30.600	<u>206.5</u>	26.476	0.5		1:58.492	
3	1:03.230		30.989	188.9	26.559	0.5		2:00.778		8	1:04.581		30.748	192.3	28.740	0.5		2:04.069	
4	1:00.806		30.642	182.3	<u>26.432</u>	0.5		1:57.880		9	1:01.834		31.342	171.4	In			2:23.002	P
5	1:01.242		30.691	182.0	26.956	0.5		1:58.889		10									

44		Andreas Götti							Honda RS250										
lap	Sect-1	Speed	Sect-2	Speed	Sect-3	Speed	TopSpeed	laptime	pit	lap	Sect-1	Speed	Sect-2	Speed	Sect-3	Speed	Topspeed	laptime	pit
1	Out		34.724	148.6	29.825			2:13.754		7	54.997		26.717	220.7	22.852	0.6		1:44.566	
2	1:03.749		31.689	178.6	26.944	0.5		2:02.382		8	55.402		27.399	217.4	22.301	0.6		1:45.102	
3	1:01.154		29.082	213.7	24.403	0.5		1:54.639		9	54.396		<u>26.201</u>	<u>229.0</u>	22.087	0.6		1:42.684	
4	57.944		27.540	207.9	24.465	0.6		1:49.949		10	53.882		26.825	219.4	22.305	0.6		1:43.012	
5	58.274		27.697	221.1	23.924	0.6		1:49.895		11	53.232		26.943	217.4	<u>21.944</u>	0.6		<u>1:42.119</u>	
6	55.724		27.719	218.2	23.598	0.6		1:47.041		12									

45		Heinz Scheidt							Aprilia RS250										
lap	Sect-1	Speed	Sect-2	Speed	Sect-3	Speed	TopSpeed	laptime	pit	lap	Sect-1	Speed	Sect-2	Speed	Sect-3	Speed	Topspeed	laptime	pit
1	Out		29.081	195.6	27.992			1:55.855		7	52.930		26.571	217.8	22.340	0.6		1:41.841	
2	57.100		31.708	187.3	28.248	0.5		1:57.056		8	52.599		26.465	221.5	<u>22.322</u>	0.6		<u>1:41.386</u>	
3	55.207		26.868	201.8	23.924	0.6		1:45.999		9	53.505		26.503	220.3	22.327	0.6		1:42.335	
4	55.422		28.116	196.3	In			1:59.213	P	10	52.583		<u>26.411</u>	220.7	22.439	0.6		1:41.433	
5	Out		26.767	218.2	23.554			2:44.866		11	53.201		26.564	219.4	23.694	0.6		1:43.459	
6	54.093		27.537	<u>222.0</u>	23.061	0.6		1:44.691		12									

49		Carsten Schröter							Yamaha TZ250										
lap	Sect-1	Speed	Sect-2	Speed	Sect-3	Speed	TopSpeed	laptime	pit	lap	Sect-1	Speed	Sect-2	Speed	Sect-3	Speed	Topspeed	laptime	pit
1	Out		29.118	200.0	25.242			1:56.169		6	53.653		26.961	<u>225.9</u>	23.112	0.6		1:43.726	
2	55.165		28.441	210.2	23.513	0.6		1:47.119		7	53.912		26.957	215.7	24.585	0.6		1:45.454	
3	54.059		27.319	222.8	23.131	0.6		1:44.509		8	52.246		<u>26.807</u>	223.7	<u>22.934</u>	0.6		<u>1:41.987</u>	
4	53.413		26.860	222.4	23.888	0.6		1:44.161		9	52.084		27.043	219.8	In			1:51.364	P
5	53.575		27.308	209.8	23.212	0.6		1:44.095		10									

55		Gerd Schumacher							Yamaha TZ250 Rev.										
lap	Sect-1	Speed	Sect-2	Speed	Sect-3	Speed	TopSpeed	laptime	pit	lap	Sect-1	Speed	Sect-2	Speed	Sect-3	Speed	Topspeed	laptime	pit
1	Out		40.092	127.6	34.715			2:33.014		6	1:02.977		29.722	206.5	25.695	0.5		1:58.394	
2	1:12.836		35.724	155.7	29.083	0.4		2:17.643		7	1:03.067		29.495	204.6	25.393	0.5		1:57.955	
3	1:06.970		31.307	189.8	26.554	0.5		2:04.831		8	1:01.313		<u>29.242</u>	<u>209.1</u>	<u>25.202</u>	0.5		1:55.757	
4	1:04.386		30.802	192.6	26.913	0.5		2:02.101		9	1:00.380		29.958	197.3	25.291	0.5		1:55.629	
5	1:03.177		29.871	187.3	26.064	0.5		1:59.112		10	1:00.161		29.614	200.3	25.370	0.5		<u>1:55.145</u>	

61		Mike Vökt							Yamaha TZ250										
lap	Sect-1	Speed	Sect-2	Speed	Sect-3	Speed	TopSpeed	laptime	pit	lap	Sect-1	Speed	Sect-2	Speed	Sect-3	Speed	Topspeed	laptime	pit
1	Out		30.379	171.4	25.939			1:56.408		3	55.432		<u>27.447</u>	<u>217.4</u>	<u>23.689</u>	0.6		<u>1:46.568</u>	
2	56.078		28.946	215.3	24.290	0.6		1:49.314		4	56.721		28.478	188.9	In			2:02.977	P

SUPERBIKE-IDM V2 ADAC Siegerlandpreis
MSC Freies Grund e.V. im ADAC

3-02/10, FIM EMIN 10/15/1, TIMV
101/50

IG Königsklasse - Training 5

6 - 8 May 2016

Runden und Sektoren Zeiten

Nürburgring Kurz - 3618 mtr.

73 Marc Ruhroth								FRP Aprilia RS250											
lap	Sect-1	Speed	Sect-2	Speed	Sect-3	Speed	TopSpeed	laptime	pit	lap	Sect-1	Speed	Sect-2	Speed	Sect-3	Speed	Topspeed	laptime	pit
1	Out		30.968	167.9	26.918			2:02.505		5	54.198		27.608	212.5	23.719	0.6		1:45.525	
2	57.945		28.677	207.6	In			1:58.901	P	6	53.133		<u>27.059</u>	<u>215.7</u>	23.328	0.6		<u>1:43.520</u>	
3	Out		28.397	208.7	24.539			2:30.917		7	53.337		27.406	212.2	<u>23.012</u>	0.6		1:43.755	
4	54.562		27.439	213.3	23.388	0.6		1:45.389		8	56.801		27.726	209.8	In			2:02.620	P

74 Werner Cvetko								Honda RS250											
lap	Sect-1	Speed	Sect-2	Speed	Sect-3	Speed	TopSpeed	laptime	pit	lap	Sect-1	Speed	Sect-2	Speed	Sect-3	Speed	Topspeed	laptime	pit
1	Out		32.834	181.1	27.857			2:04.507		6	57.386		29.134	198.3	24.756	0.6		1:51.276	
2	1:01.722		32.058	192.6	26.661	0.5		2:00.441		7	57.527		28.540	<u>205.0</u>	<u>23.837</u>	0.6		1:49.904	
3	59.824		29.893	197.6	27.249	0.5		1:56.966		8	57.109		28.761	203.5	23.965	0.6		1:49.835	
4	1:00.361		29.407	192.3	24.962	0.5		1:54.730		9	56.268		28.256	202.1	24.295	0.6		1:48.819	
5	57.717		29.046	202.5	24.717	0.5		1:51.480		10	55.519		<u>27.776</u>	203.5	24.315	0.6		<u>1:47.610</u>	

78 David Laudermilch								Yamaha TZ250											
lap	Sect-1	Speed	Sect-2	Speed	Sect-3	Speed	TopSpeed	laptime	pit	lap	Sect-1	Speed	Sect-2	Speed	Sect-3	Speed	Topspeed	laptime	pit
1	Out		<u>51.573</u>	<u>83.5</u>	In			3:14.881	P	2									

88 Reiner Scheidhauer								Honda RS125											
lap	Sect-1	Speed	Sect-2	Speed	Sect-3	Speed	TopSpeed	laptime	pit	lap	Sect-1	Speed	Sect-2	Speed	Sect-3	Speed	Topspeed	laptime	pit
1	Out		29.834	194.3	24.854			1:58.695		5	54.737		27.903	205.3	23.450	0.6		1:46.090	
2	56.932		28.329	190.4	24.077	0.6		1:49.338		6	55.146		27.610	<u>207.9</u>	<u>23.140</u>	0.6		<u>1:45.896</u>	
3	1:00.624		29.729	199.0	24.723	0.5		1:55.076		7	54.938		27.753	203.2	23.274	0.6		1:45.965	
4	58.519		28.088	207.2	23.291	0.6		1:49.898		8	55.130		<u>27.514</u>	203.5	In			2:54.485	P

91 Micky Winkler								Honda RS125R											
lap	Sect-1	Speed	Sect-2	Speed	Sect-3	Speed	TopSpeed	laptime	pit	lap	Sect-1	Speed	Sect-2	Speed	Sect-3	Speed	Topspeed	laptime	pit
1	Out		32.659	160.0	30.115			2:09.269		7	57.283		28.457	196.3	24.347	0.6		1:50.087	
2	1:01.706		30.842	193.6	26.838	0.5		1:59.386		8	54.274		28.551	193.9	<u>24.218</u>	0.6		<u>1:47.043</u>	
3	59.333		31.224	194.6	26.855	0.5		1:57.412		9	54.871		28.424	195.6	24.310	0.6		1:47.605	
4	1:00.230		30.894	190.7	26.708	0.5		1:57.832		10	54.903		28.886	197.3	24.690	0.6		1:48.479	
5	59.036		29.510	198.3	25.233	0.5		1:53.779		11	56.240		<u>28.236</u>	<u>199.0</u>	24.914	0.6		1:49.390	
6	56.238		28.774	198.3	26.915	0.5		1:51.927		12									

98 Adrian Hähle								Honda RS125R											
lap	Sect-1	Speed	Sect-2	Speed	Sect-3	Speed	TopSpeed	laptime	pit	lap	Sect-1	Speed	Sect-2	Speed	Sect-3	Speed	Topspeed	laptime	pit
1	Out		31.323	196.3	26.298			2:04.952		7	55.009		<u>27.642</u>	194.6	23.942	0.6		1:46.593	
2	59.890		29.857	199.0	24.876	0.5		1:54.623		8	55.855		27.920	198.6	24.749	0.6		1:48.524	
3	58.261		28.345	204.6	25.402	0.5		1:52.008		9	1:04.379		27.800	197.6	23.011	0.5		1:55.190	
4	59.501		28.731	<u>206.1</u>	24.273	0.5		1:52.505		10	55.039		27.883	196.3	23.133	0.6		<u>1:46.055</u>	
5	57.932		28.435	197.3	24.756	0.6		1:51.123		11	55.932		27.966	194.3	23.452	0.6		1:47.350	
6	55.591		27.871	201.8	<u>22.746</u>	0.6		1:46.208		12									

102 Robrecht Roosen								Honda RS125R											
lap	Sect-1	Speed	Sect-2	Speed	Sect-3	Speed	TopSpeed	laptime	pit	lap	Sect-1	Speed	Sect-2	Speed	Sect-3	Speed	Topspeed	laptime	pit
1	Out		31.660	190.1	26.504			2:02.454		6	59.226		<u>28.256</u>	<u>200.3</u>	23.753	0.6		1:51.235	
2	1:00.880		29.720	194.9	25.243	0.5		1:55.843		7	56.869		28.325	199.7	25.379	0.6		1:50.573	
3	59.393		29.178	196.3	24.611	0.5		1:53.182		8	56.634		29.800	192.6	24.669	0.6		1:51.103	
4	58.962		29.054	191.4	24.333	0.5		1:52.349		9	57.209		29.024	197.6	24.291	0.6		1:50.524	
5	57.697		28.661	194.9	24.041	0.6		1:50.399		10	55.378		28.404	192.0	<u>23.703</u>	0.6		<u>1:47.485</u>	

120 Boris Pütz								Honda RS125											
lap	Sect-1	Speed	Sect-2	Speed	Sect-3	Speed	TopSpeed	laptime	pit	lap	Sect-1	Speed	Sect-2	Speed	Sect-3	Speed	Topspeed	laptime	pit
1	Out		30.096	184.0	24.970			1:57.622		7	56.092		29.001	196.3	24.030	0.6		1:49.123	
2	56.845		29.998	187.9	24.323	0.6		1:51.166		8	56.592		28.884	<u>196.6</u>	23.592	0.6		1:49.068	
3	58.882		29.495	189.2	24.411	0.5		1:52.788		9	56.505		<u>28.863</u>	196.3	24.030	0.6		1:49.398	
4	57.012		28.923	196.3	25.206	0.6		1:51.141		10	54.679		29.358	189.8	<u>23.306</u>	0.6		<u>1:47.343</u>	
5	55.872		29.675	187.6	24.308	0.6		1:49.855		11	55.270		29.179	189.8	23.321	0.6		1:47.770	
6	56.836		28.932	190.7	23.650	0.6		1:49.418		12									

SUPERBIKE-IDM V2 ADAC Siegerlandpreis
MSC Freies Grund e.V. im ADAC

3-02/10, FIM EMIN 10/15/1, TIMV
101/50

IG Königsklasse - Training 5

6 - 8 May 2016

Runden und Sektoren Zeiten

Nürburgring Kurz - 3618 mtr.

133 Miguel Correia								KTM FRR125											
lap	Sect-1	Speed	Sect-2	Speed	Sect-3	Speed	TopSpeed	laptime	pit	lap	Sect-1	Speed	Sect-2	Speed	Sect-3	Speed	Topspeed	laptime	pit
1	1:00.564		29.564	192.0	26.946	0.5		1:57.074		5	57.251		28.728	196.9	25.092	0.6		1:51.071	
2	4:47.781		28.812	200.3	25.434	0.5		5:42.027		6	2:47.767		<u>28.447</u>	<u>202.5</u>	25.895	0.5		3:42.109	
3	57.599		46.121	113.3	29.015	0.5		2:12.735		7	56.746		28.343	200.0	<u>24.341</u>	0.6		<u>1:49.430</u>	
4	1:02.197		28.553	201.4	24.831	0.5		1:55.581		8									

202 Ingardia Vito								Aprilia RS250											
lap	Sect-1	Speed	Sect-2	Speed	Sect-3	Speed	TopSpeed	laptime	pit	lap	Sect-1	Speed	Sect-2	Speed	Sect-3	Speed	Topspeed	laptime	pit
1	Out		39.929	160.0	34.550			2:36.729		4	Out		34.322	174.8	<u>28.921</u>			6:17.424	
2	1:12.052		34.816	177.0	31.058	0.4		2:17.926		5	1:04.897		<u>32.801</u>	174.5	In			2:34.855	P
3	1:17.713		48.989	103.8	In			3:11.236	P	6									

206 Jörg Eberhardt								Aprilia RS250											
lap	Sect-1	Speed	Sect-2	Speed	Sect-3	Speed	TopSpeed	laptime	pit	lap	Sect-1	Speed	Sect-2	Speed	Sect-3	Speed	Topspeed	laptime	pit
1	Out		34.796	175.3	30.006			2:10.913		5	59.162		30.584	176.1	25.022	0.5		1:54.768	
2	1:06.106		35.014	175.1	30.595	0.5		2:11.715		6	57.624		29.658	190.1	24.987	0.5		1:52.269	
3	1:03.166		30.441	186.4	26.887	0.5		2:00.494		7	57.886		<u>29.090</u>	193.6	<u>24.447</u>	0.5		<u>1:51.423</u>	
4	59.541		29.512	<u>197.6</u>	25.267	0.5		1:54.320		8	57.699		29.929	194.9	24.537	0.5		1:52.165	

208 Daniel Kämmerling								FRP Aprilia RS250											
lap	Sect-1	Speed	Sect-2	Speed	Sect-3	Speed	TopSpeed	laptime	pit	lap	Sect-1	Speed	Sect-2	Speed	Sect-3	Speed	Topspeed	laptime	pit
1	Out		29.492	193.3	25.057			7:14.228		5	54.864		28.074	204.3	24.492	0.6		1:47.430	
2	1:00.520		28.733	202.5	24.153	0.5		1:53.406		6	54.919		<u>27.937</u>	203.2	<u>23.570</u>	0.6		<u>1:46.426</u>	
3	56.529		28.453	204.3	24.127	0.6		1:49.109		7	55.791		28.004	204.3	23.837	0.6		1:47.632	
4	55.301		28.263	<u>205.3</u>	24.171	0.6		1:47.735		8	54.536		28.065	201.0	24.306	0.6		1:46.907	

210 Michael Kahmann								Aprilia RS250											
lap	Sect-1	Speed	Sect-2	Speed	Sect-3	Speed	TopSpeed	laptime	pit	lap	Sect-1	Speed	Sect-2	Speed	Sect-3	Speed	Topspeed	laptime	pit
1	Out		32.316	176.7	28.055			2:03.240		5	1:10.477		32.041	171.4	27.129	0.5		2:09.647	
2	1:02.588		<u>31.166</u>	174.0	28.682	0.5		2:02.436		6	1:00.266		31.181	177.5	27.418	0.5		1:58.865	
3	1:00.297		31.442	<u>180.8</u>	26.746	0.5		<u>1:58.485</u>		7	1:01.678		32.123	165.0	In			2:21.950	P
4	1:00.169		32.238	179.7	<u>26.521</u>	0.5		1:58.928		8									

214 Christian Kühn								Aprilia RS250											
lap	Sect-1	Speed	Sect-2	Speed	Sect-3	Speed	TopSpeed	laptime	pit	lap	Sect-1	Speed	Sect-2	Speed	Sect-3	Speed	Topspeed	laptime	pit
1	Out		32.019	172.7	27.320			2:00.017		6	57.932		28.740	194.3	24.837	0.5		1:51.509	
2	59.318		30.587	181.7	28.832	0.5		1:58.737		7	57.071		28.897	191.4	24.970	0.6		1:50.938	
3	1:04.448		29.915	180.8	27.091	0.5		2:01.454		8	56.721		28.980	191.4	<u>24.447</u>	0.6		1:50.148	
4	59.930		29.411	184.6	26.125	0.5		1:55.466		9	57.186		29.783	194.6	24.488	0.5		1:51.457	
5	57.745		29.303	<u>195.9</u>	25.361	0.5		1:52.409		10	56.008		<u>28.570</u>	193.3	24.564	0.6		<u>1:49.142</u>	

216 Till Obert								Aprilia RS250											
lap	Sect-1	Speed	Sect-2	Speed	Sect-3	Speed	TopSpeed	laptime	pit	lap	Sect-1	Speed	Sect-2	Speed	Sect-3	Speed	Topspeed	laptime	pit
1	56.708		28.947	197.9	24.648	0.6		1:50.303		4	56.371		29.367	195.9	24.047	0.6		1:49.785	
2	55.272		28.417	198.3	24.694	0.6		<u>1:48.383</u>		5	2:45.817		<u>28.481</u>	199.7	24.426	0.6		3:38.724	
3	2:45.074		28.372	193.9	24.262	0.6		3:37.708		6	2:45.663		28.590	198.3	<u>23.832</u>	0.6		3:38.085	

217 Uto Haag								Suzuki RGV250											
lap	Sect-1	Speed	Sect-2	Speed	Sect-3	Speed	TopSpeed	laptime	pit	lap	Sect-1	Speed	Sect-2	Speed	Sect-3	Speed	Topspeed	laptime	pit
1	Out		39.179	151.0	32.906			2:29.398		4	1:12.547		35.395	170.9	30.300	0.4		2:18.242	
2	1:16.069		37.245	158.5	In			2:38.667	P	5	1:09.052		35.207	173.0	29.562	0.5		2:13.821	
3	Out		36.397	164.6	30.905			4:22.003		6	1:08.664		<u>34.832</u>	<u>176.4</u>	<u>29.425</u>	0.5		<u>2:12.921</u>	

225 Dirk Broecheler								Aprilia RS250											
lap	Sect-1	Speed	Sect-2	Speed	Sect-3	Speed	TopSpeed	laptime	pit	lap	Sect-1	Speed	Sect-2	Speed	Sect-3	Speed	Topspeed	laptime	pit
1	Out		37.061	138.6	30.365			2:21.578		6	57.306		28.899	185.2	25.407	0.5		1:51.612	
2	1:04.597		31.153	183.7	25.724	0.5		2:01.474		7	56.946		30.563	184.9	25.417	0.5		1:52.926	
3	57.763		29.832	180.8	25.441	0.5		1:53.036		8	56.847		28.417	<u>193.9</u>	<u>24.146</u>	0.6		<u>1:49.410</u>	
4	57.398		32.028	108.3	27.947	0.5		1:57.373		9	56.587		<u>28.383</u>	192.0	24.968	0.6		1:49.938	
5	57.439		29.424	186.7	25.006	0.5		1:51.869		10	56.172		29.339	183.7	24.475	0.6		1:49.986	

SUPERBIKE-IDM V2 ADAC Siegerlandpreis
MSC Freies Grund e.V. im ADAC

S-027 10, FIM EMIN 10/157, TIMV
101/50

IG Königsklasse - Training 5
Runden und Sektoren Zeiten

6 - 8 May 2016
Nürburgring Kurz - 3618 mtr.

228 Heiko Senkel									Aprilia RS250										
lap	Sect-1	Speed	Sect-2	Speed	Sect-3	Speed	TopSpeed	laptime	pit	lap	Sect-1	Speed	Sect-2	Speed	Sect-3	Speed	Topspeed	laptime	pit
1	Out		29.043	199.0	25.078			1:52.339		6	54.920		27.860	202.1	<u>23.230</u>	0.6		1:46.010	
2	55.679		28.862	205.7	24.239	0.6		1:48.780		7	54.731		27.707	<u>206.1</u>	23.318	0.6		1:45.756	
3	55.333		27.742	203.9	23.559	0.6		1:46.634		8	54.781		<u>27.403</u>	204.6	23.349	0.6		1:45.533	
4	55.136		27.557	204.6	23.385	0.6		1:46.078		9	53.664		28.166	198.3	23.619	0.6		<u>1:45.449</u>	
5	55.478		28.537	200.3	23.860	0.6		1:47.875		10	54.748		28.035	197.9	23.463	0.6		1:46.246	

247 Andreas Lindberg									Aprilia RS250										
lap	Sect-1	Speed	Sect-2	Speed	Sect-3	Speed	TopSpeed	laptime	pit	lap	Sect-1	Speed	Sect-2	Speed	Sect-3	Speed	Topspeed	laptime	pit
1	Out		32.176	192.3	28.788			2:09.474		5	1:03.450		30.274	<u>201.0</u>	25.755	0.5		1:59.479	
2	1:05.401		31.164	196.6	26.906	0.5		2:03.471		6	1:02.502		<u>29.384</u>	<u>201.0</u>	<u>25.212</u>	0.5		1:57.098	
3	1:04.336		31.003	187.9	In			2:13.131	P	7	59.386		29.746	200.3	25.236	0.5		<u>1:54.368</u>	
4	Out		30.484	197.6	26.908			3:27.247		8	59.539		30.440	196.9	25.330	0.5		1:55.309	

269 Marc Hacker									Aprilia RS250										
lap	Sect-1	Speed	Sect-2	Speed	Sect-3	Speed	TopSpeed	laptime	pit	lap	Sect-1	Speed	Sect-2	Speed	Sect-3	Speed	Topspeed	laptime	pit

291 Martin Uebel									Aprilia RS250										
lap	Sect-1	Speed	Sect-2	Speed	Sect-3	Speed	TopSpeed	laptime	pit	lap	Sect-1	Speed	Sect-2	Speed	Sect-3	Speed	Topspeed	laptime	pit
1	1:01.873		30.883	193.9	27.078	0.5		1:59.834		5	1:00.466		30.319	194.9	25.433	0.5		1:56.218	
2	1:01.387		29.761	<u>197.9</u>	27.126	0.5		1:58.274		6	1:01.101		29.445	194.9	25.375	0.5		1:55.921	
3	1:01.089		29.951	189.5	27.152	0.5		1:58.192		7	59.032		<u>29.360</u>	194.3	<u>25.055</u>	0.5		<u>1:53.447</u>	
4	3:22.361		30.047	193.3	25.477	0.5		4:17.885		8									

SUPERBIKE-IDM V2 ADAC Siegerlandpreis
MSC Freies Grund e.V. im ADAC

S-02 / 10, FIM EMIN 10 / 15 / 11V
101 / 50

Lauf name : IG Königsklasse - Training 5
Lauf Datum : 06 May 2016
Wetter :
Strecke name : Nürburgring Kurz - 3618 mtr.

Participants Started : 29 Participants Classified : 45
Participants Finished : 18 Participants Not Classified : 0
Participants Not Finished : 27

Green flag at : 10:26:09 Heat recording start time : 10:26:09
Finish flag waved at : 10:46:12 Heat recording end time : 10:48:58
Total time under Green : 20:02 Total of All Laps in Heat : 233
Number of cautions : 0 Total time under Yellow : 00:00:00
Number of code-60's : 0 Total time under Code-60 : 00:00:00

Summary of winners per class

Nr.	Name / Team Name	Fahrzeug	Kls	Schnellste Rd.zeit	In	Schnitt	Rnd	Fahrzeit
-----	------------------	----------	-----	--------------------	----	---------	-----	----------

Best Lap time history during the Heat

#	Nr.	lap time	in lap	Name	Fahrzeug	time of day
1	120	1:51.166	2	Boris Pütz	Honda RS125	10:30:04
2	88	1:49.338	2	Reiner Scheidhauer	Honda RS125	10:30:40
3	61	1:49.314	2	Mike Vökt	Yamaha TZ250	10:31:06
4	49	1:47.119	2	Carsten Schröter	Yamaha TZ250	10:32:09
5	61	1:46.568	3	Mike Vökt	Yamaha TZ250	10:32:53
6	45	1:45.999	3	HeinzScheidt	Aprilia RS250	10:32:53
7	49	1:44.509	3	Carsten Schröter	Yamaha TZ250	10:33:54
8	49	1:44.161	4	Carsten Schröter	Yamaha TZ250	10:35:38
9	49	1:44.095	5	Carsten Schröter	Yamaha TZ250	10:37:22
10	49	1:43.726	6	Carsten Schröter	Yamaha TZ250	10:39:06
11	45	1:41.841	7	HeinzScheidt	Aprilia RS250	10:41:04
12	45	1:41.386	8	HeinzScheidt	Aprilia RS250	10:42:45

Summary of best laptimes per class

Nr.	Name / Team Name	Fahrzeug	Kls	Schnellste Rd.zeit	In	Geschw
45	HeinzScheidt	Aprilia RS250	250	1:41.386	8	128.47
88	Reiner Scheidhauer	Honda RS125	125	1:45.896	6	123.00
228	Heiko Senkel	Aprilia RS250	S250	1:45.449	9	123.52

SUPERBIKE-IDM V2 ADAC Siegerlandpreis

MSC Freies Grund e.V. im ADAC

3-02/10, FIM EMIN 10/13/, FIVV
101/50

IG Königsklasse - Training 10

6 - 8 May 2016
Nürburgring Kurz - 3618 mtr.

Pl.	Nr.	Name / Bewerber	Motorrad / CITY	Kls	PIK	Schnellste	In	Diff.	Diff	Rnd	Km/h
1	61	Mike Vökt	Yamaha TZ250 Eggingen	250	1	1:39.417	11			12	131.01
2	45	Heinz Scheidt	Aprilia RS250 Monschau	250	2	1:40.241	7	0.824	0.824	8	129.93
3	49	Carsten Schröter Team DMV	Yamaha TZ250 Raesfeld	250	3	1:40.884	7	1.467	0.643	10	129.11
4	44	Andreas Götti	Honda RS250 Oberkulm	250	4	1:41.015	4	1.598	0.131	5	128.94
5	73	Marc Ruhroth	FRP Aprilia RS250 Kempnich	250	5	1:41.852	5	2.435	0.837	8	127.88
6	283	Daniel Wolf	Aprilia RS250 Hambrücken	S250	1	1:42.492	5	3.075	0.640	12	127.08
7	88	Reiner Scheidhauer	Honda RS125 Saarbrücken	125	1	1:42.978	11	3.561	0.486	11	126.48
8	122	Chris Meyer	Honda RS125R Reinsdorf	125	2	1:43.742	10	4.325	0.764	11	125.55
9	91	Micky Winkler	Honda RS125R Schleiz	125	3	1:43.854	9	4.437	0.112	10	125.41
10	228	Heiko Senkel	Aprilia RS250 Lienen	S250	2	1:44.044	6	4.627	0.190	8	125.19
11	74	Werner Cvetko	Honda RS250 Kirchdorf	250	6	1:44.280	7	4.863	0.236	9	124.90
12	208	Daniel Kämmerling	FRP Aprilia RS250 Düsseldorf	S250	3	1:44.684	7	5.267	0.404	11	124.42
13	98	Adrian Hähle	Honda RS125R Lugau	125	4	1:44.732	4	5.315	0.048	10	124.36
14	102	Robrecht Roosen	Honda RS125R Gingelom	125	5	1:45.928	10	6.511	1.196	11	122.96
15	120	Boris Pütz	Honda RS125 Fürth	125	6	1:46.509	5	7.092	0.581	11	122.29
16	2	Jac v. d. Elsen	Honda RS500 Beringe	500	1	1:47.158	7	7.741	0.649	8	121.55
17	206	Jörg Eberhardt	Aprilia RS250 Berlin	S250	4	1:47.206	3	7.789	0.048	10	121.49
18	219	Christof Schäfer	EMS Aprilia RS 250 Weitefeld	S250	5	1:47.453	10	8.036	0.247	11	121.21
19	85	Peter Seydel	Honda RS125R Hofheim-Wallau	125	7	1:47.651	10	8.234	0.198	11	120.99
20	30	Henrik Hoch	Honda RS250 Muggensturm	250	7	1:47.856	11	8.439	0.205	11	120.76
21	214	Christian Kühn	Aprilia RS250	S250	6	1:47.958	10	8.541	0.102	10	120.65
22	110	Karl Johann	RTS 125 Freilassing	125	8	1:48.525	9	9.108	0.567	10	120.02

Schnellste Runde : 1:39.417 in Runde 11 durch nr. 61 : Mike Vökt (Yamaha TZ250)

Aushangzeit

Ergebnisse und Rundenzeiten : www.raceresults.at

Zeitnahme durch : SDO SportTiming

Ausdruckzeit : 06-05-2016 - 13:46

Rennleiter	Steward	Zeitmessung	DMSB
Heinrich Schmidt	Christian T. Schneider	Bernd Jung	
Seite 1 von 2			

SUPERBIKE-IDM V2 ADAC Siegerlandpreis

MSC Freies Grund e.V. im ADAC

3-02/10, FIM EMIN 10/13/, IMV
101/50

IG Königsklasse - Training 10

6 - 8 May 2016
Nürburgring Kurz - 3618 mtr.

Pl.	Nr.	Name / Bewerber	Motorrad / CITY	Kls	PIK	Schnellste	In	Diff.	Diff	Rnd	Km/h
23	75	Wolfgang Fleck	Yamaha TZ250 Rev. Remscheid	250	8	1:48.576	1	9.159	0.051	1	119.96
24	225	Dirk Broecheler	Aprilia RS250 Simmerath	S250	7	1:48.861	9	9.444	0.285	11	119.65
25	133	Miguel Correia	KTM FRR125 Zuidlaren	125	9	1:49.066	5	9.649	0.205	5	119.42
26	34	Peter Schulte-Wien Team DMV	Honda RS250 Nottuln	250	9	1:49.085	10	9.668	0.019	10	119.40
27	35	Franko Piesner	Honda RS250 Hermsdorf	250	10	1:49.671	4	10.254	0.586	8	118.76
28	291	Martin Uebel	Aprilia RS250 Hirschberg	S250	8	1:51.148	3	11.731	1.477	4	117.18
29	55	Gerd Schumacher	Yamaha TZ250 Rev. Damstadt	250	11	1:52.254	10	12.837	1.106	10	116.03
30	41	Jens Bebiolka	Aprilia RSW250 Wremen	250	12	1:53.711	6	14.294	1.457	8	114.54
31	78	David Laudermilch	Yamaha TZ250 Berlin	250	13	1:54.107	9	14.690	0.396	10	114.15
32	210	Michael Kahmann	Aprilia RS250 Werther	S250	9	1:55.003	6	15.586	0.896	8	113.26
33	202	Ingardia Vito	Aprilia RS250 Timmendorfer Str.	S250	10	1:59.275	7	19.858	4.272	7	109.20
34	217	Uto Haag	Suzuki RGV250 Wehrheim	S250	11	2:10.426	5	31.009	11.151	9	99.86
35	216	Till Obert	Aprilia RS250 Gemünden	S250	12	5:44.903	1	4:05.486	3:34.477	1	37.76
36	51	Marcel Mendel	Yamaha TZ250 Übach-Palenberg	250	14					1	0.00
37	247	Andreas Lindberg	Aprilia RS250 Regensburg	S250	13					1	0.00

Schnellste Runde : 1:39.417 in Runde 11 durch nr. 61 : Mike Vökt (Yamaha TZ250)

Ergebnisse und Rundenzeiten : www.raceresults.at

Zeitnahme durch : SDO SportTiming

Aushangzeit

Ausdruckzeit : 06-05-2016 - 13:46

Rennleiter	Steward	Zeitmessung	DMSB
Heinrich Schmidt	Christian T. Schneider	Bernd Jung	
Seite 2 von 2			

SUPERBIKE-IDM V2 ADAC Siegerlandpreis

MSC Freies Grund e.V. im ADAC

S-02/16, FIM EMN 10/157, IMV 191/52

IG Königsklasse - Training 10

6 - 8 May 2016
Nürburgring Kurz - 3618 mtr.

IGK 500 ccm

Pl.	Nr.	Name / Bewerber	Motorrad / CITY	Schnellste	In	Diff.	Diff	Rnd	Km/h
1	2	Jac v. d. Elsen	Honda RS500 Beringe	1:47.158	7			8	121.55

IGK 250 ccm

Pl.	Nr.	Name / Bewerber	Motorrad / CITY	Schnellste	In	Diff.	Diff	Rnd	Km/h
1	61	Mike Vökt	Yamaha TZ250 Eggingen	1:39.417	11			12	131.01
2	45	Heinz Scheidt	Aprilia RS250 Monschau	1:40.241	7	0.824	0.824	8	129.93
3	49	Carsten Schröter Team DMV	Yamaha TZ250 Raesfeld	1:40.884	7	1.467	0.643	10	129.11
4	44	Andreas Götti	Honda RS250 Oberkulum	1:41.015	4	1.598	0.131	5	128.94
5	73	Marc Ruhroth	FRP Aprilia RS250 Kempenich	1:41.852	5	2.435	0.837	8	127.88
6	74	Werner Cvetko	Honda RS250 Kirchdorf	1:44.280	7	4.863	2.428	9	124.90
7	30	Henrik Hoch	Honda RS250 Muggensturm	1:47.856	11	8.439	3.576	11	120.76
8	75	Wolfgang Fleck	Yamaha TZ250 Rev. Remscheid	1:48.576	1	9.159	0.720	1	119.96
9	34	Peter Schulte-Wien Team DMV	Honda RS250 Nottuln	1:49.085	10	9.668	0.509	10	119.40
10	35	Franko Piesner	Honda RS250 Hermsdorf	1:49.671	4	10.254	0.586	8	118.76
11	55	Gerd Schumacher	Yamaha TZ250 Rev. Darmstadt	1:52.254	10	12.837	2.583	10	116.03
12	41	Jens Bebiolka	Aprilia RSW250 Wremen	1:53.711	6	14.294	1.457	8	114.54
13	78	David Laudemilch	Yamaha TZ250 Berlin	1:54.107	9	14.690	0.396	10	114.15
14	51	Marcel Mendel	Yamaha TZ250 Übach-Palenberg					1	0.00

IGK 125 ccm

Pl.	Nr.	Name / Bewerber	Motorrad / CITY	Schnellste	In	Diff.	Diff	Rnd	Km/h
1	88	Reiner Scheidhauer	Honda RS125 Saarbrücken	1:42.978	11			11	126.48
2	122	Chris Meyer	Honda RS125R Reinsdorf	1:43.742	10	0.764	0.764	11	125.55

Schnellste Runde : 1:39.417 in Runde 11 durch nr. 61 : Mike Vökt (Yamaha TZ250)

Aushangzeit

Ergebnisse und Rundenzeiten : www.raceresults.at

Zeitnahme durch : SDO SportTiming

Ausdruckzeit : 06-05-2016 - 13:46

Rennleiter	Steward	Zeitmessung	DMSB
Heinrich Schmidt	Christian T. Schneider	Bernd Jung	
Seite 1 von 2			

SUPERBIKE-IDM V2 ADAC Siegerlandpreis

MSC Freies Grund e.V. im ADAC

S-02/16, FIM EMN 10/157, IMV 191/52

IG Königsklasse - Training 10

6 - 8 May 2016
Nürburgring Kurz - 3618 mtr.

3	91	Micky Winkler	Honda RS125R Schleiz	1:43.854	9	0.876	0.112	10	125.41
4	98	Adrian Hähle	Honda RS125R Lugau	1:44.732	4	1.754	0.878	10	124.36
5	102	Robrecht Roosen	Honda RS125R Gingelom	1:45.928	10	2.950	1.196	11	122.96
6	120	Boris Pütz	Honda RS125 Fürth	1:46.509	5	3.531	0.581	11	122.29
7	85	Peter Seydel	Honda RS125R Hofheim-Wallau	1:47.651	10	4.673	1.142	11	120.99
8	110	Karl Johann	RTS 125 Freilassing	1:48.525	9	5.547	0.874	10	120.02
9	133	Miguel Correia	KTM FRR125 Zuidlaren	1:49.066	5	6.088	0.541	5	119.42

IGK Serie 250 ccm

Pl.	Nr.	Name / Bewerber	Motorrad / CITY	Schnellste	In	Diff.	Diff	Rnd	Km/h
1	283	Daniel Wolf	Aprilia RS250 Hambrücken	1:42.492	5			12	127.08
2	228	Heiko Senkel	Aprilia RS250 Lienen	1:44.044	6	1.552	1.552	8	125.19
3	208	Daniel Kämmerling	FRP Aprilia RS250 Düsseldorf	1:44.684	7	2.192	0.640	11	124.42
4	206	Jörg Eberhardt	Aprilia RS250 Berlin	1:47.206	3	4.714	2.522	10	121.49
5	219	Christof Schäfer	EMS Aprilia RS 250 Weitefeld	1:47.453	10	4.961	0.247	11	121.21
6	214	Christian Kühn	Aprilia RS250	1:47.958	10	5.466	0.505	10	120.65
7	225	Dirk Broecheler	Aprilia RS250 Simmerath	1:48.861	9	6.369	0.903	11	119.65
8	291	Martin Uebel	Aprilia RS250 Hirschberg	1:51.148	3	8.656	2.287	4	117.18
9	210	Michael Kahmann	Aprilia RS250 Werther	1:55.003	6	12.511	3.855	8	113.26
10	202	Ingardia Vito	Aprilia RS250 Timmendorfer Str.	1:59.275	7	16.783	4.272	7	109.20
11	217	Uto Haag	Suzuki RGV250 Wehrheim	2:10.426	5	27.934	11.151	9	99.86
12	216	Till Obert	Aprilia RS250 Gemünden	5:44.903	1	4:02.411	3:34.477	1	37.76
13	247	Andreas Lindberg	Aprilia RS250 Regensburg					1	0.00

Schnellste Runde : 1:39.417 in Runde 11 durch nr. 61 : Mike Vökt (Yamaha TZ250)

Aushangzeit

Ergebnisse und Rundenzeiten : www.raceresults.at

Zeitnahme durch : SDO SportTiming

Ausdruckzeit : 06-05-2016 - 13:46

Rennleiter	Steward	Zeitmessung	DMSB
Heinrich Schmidt	Christian T. Schneider	Bernd Jung	
Seite 2 von 2			

SUPERBIKE-IDM V2 ADAC Siegerlandpreis
MSC Freies Grund e.V. im ADAC

S-02710, FIM EMN 10/157, IMV
101/52

IG Königsklasse - Training 10
Rundezeiten

6 - 8 May 2016
Nürburgring Kurz - 3618 mtr.

Nr.	Name	Rnd	Runde	Lap ..1	Lap ..2	Lap ..3	Lap ..4	Lap ..5	Lap ..6	Lap ..7	Lap ..8	Lap ..9	Lap ..0
61	Mike Vökt	12	1 - 10	1:49.335	1:42.347	1:43.640	1:40.686	1:44.027	1:43.641	1:41.870	1:52.814	1:40.847	1:40.077
			11 - 20	1:39.417	1:39.564								
45	Heinz Scheidt	8	1 - 10	1:55.770	1:43.728	1:43.559	1:40.794	1:43.991	1:48.775	1:40.241	1:53.799		
49	Carsten Schröter	10	1 - 10	1:55.026	1:43.172	1:41.775	1:44.071	1:42.285	1:42.890	1:40.884	1:43.025	1:41.882	1:51.313
44	Andreas Götti	5	1 - 10	1:56.183	1:43.624	1:42.936	1:41.015	1:47.156					
73	Marc Ruhroth	8	1 - 10	1:51.214	1:43.365	2:10.216	3:00.293	1:41.852	1:42.369	1:45.530	3:36.999		
283	Daniel Wolf	12	1 - 10	1:47.385	1:44.907	1:43.886	1:44.005	1:42.492	1:45.149	1:42.787	1:44.480	1:43.333	1:44.863
			11 - 20	1:43.162	1:43.643								
88	Reiner Scheidhauer	11	1 - 10	1:50.036	1:45.110	1:45.104	1:44.111	1:45.670	1:43.910	1:43.981	1:44.150	1:43.346	1:43.901
			11 - 20	1:42.978									
122	Chris Meyer	11	1 - 10	1:52.105	1:51.009	1:49.688	1:49.826	1:49.372	1:47.301	1:47.989	1:46.166	1:45.865	1:43.742
			11 - 20	1:43.862									
91	Micky Winkler	10	1 - 10	1:50.467	1:50.792	1:45.931	1:50.570	2:07.957	3:10.228	1:48.095	1:44.348	1:43.854	1:46.676
228	Heiko Senkel	8	1 - 10	1:49.923	1:45.952	1:46.292	1:45.946	1:45.851	1:44.044	1:45.564	2:04.463		
74	Werner Cvetko	9	1 - 10	1:55.945	1:47.875	1:47.140	1:47.237	1:45.792	1:44.898	1:44.280	1:46.965	1:58.238	
208	Daniel Kämmerling	11	1 - 10	1:50.666	1:47.215	1:46.179	1:46.769	1:46.956	1:45.880	1:44.684	1:45.437	1:52.523	1:52.886
			11 - 20	1:46.865									
98	Adrian Hähle	10	1 - 10	1:50.426	1:48.965	1:46.778	1:44.732	2:14.144	1:48.749	2:22.385	2:56.296	1:47.677	1:44.933
102	Robrecht Roosen	11	1 - 10	1:53.139	1:49.717	1:52.319	1:48.369	1:46.903	1:48.672	1:47.274	1:48.367	1:46.580	1:45.928
			11 - 20	1:46.483									
120	Boris Pütz	11	1 - 10	1:50.918	1:49.831	1:49.513	1:47.371	1:46.509	1:46.749	1:47.324	1:50.697	1:48.258	1:47.273
			11 - 20	1:49.697									
2	Jac v. d. Elsen	8	1 - 10	2:00.418	1:50.798	1:50.040	1:56.435	1:48.150	1:48.902	1:47.158	2:01.471		
206	Jörg Eberhardt	10	1 - 10	1:55.937	1:50.658	1:47.206	1:54.919	1:48.728	1:51.343	1:53.446	1:48.396	1:48.681	1:47.976
219	Christof Schäfer	11	1 - 10	1:52.131	1:51.361	1:53.110	1:51.676	1:50.094	1:50.541	1:49.483	1:48.874	1:47.594	1:47.453
			11 - 20	1:47.540									
85	Peter Seydel	11	1 - 10	1:54.293	1:50.567	1:50.495	1:49.615	1:49.127	1:50.102	1:48.568	1:51.035	1:48.789	1:47.651
			11 - 20	1:48.397									
30	Henrik Hoch	11	1 - 10	1:57.889	1:55.321	1:52.282	1:50.374	1:50.558	1:50.147	1:49.540	1:49.480	1:48.465	1:48.783
			11 - 20	1:47.856									
214	Christian Kühn	10	1 - 10	1:55.416	1:53.005	1:49.426	1:50.013	1:50.087	1:49.788	1:51.078	1:50.844	1:48.789	1:47.958
110	Karl Johann	10	1 - 10	2:10.171	1:55.419	1:54.509	1:51.643	1:51.482	1:51.911	1:54.363	1:48.962	1:48.525	1:48.550
75	Wolfgang Fleck	1	1 - 10	1:48.576									
225	Dirk Broecheler	11	1 - 10	2:06.827	1:51.413	1:52.043	1:49.537	1:49.246	1:51.112	1:48.895	1:54.180	1:48.861	1:50.702
			11 - 20	1:49.265									
133	Miguel Correi	5	1 - 10	2:23.826	10:50.137	1:59.283	3:31.918	1:49.066					

SUPERBIKE-IDM V2 ADAC Siegerlandpreis
MSC Freies Grund e.V. im ADAC

S-02/10, FIM EMIN 10/15/1, IMV
101/50

IG Königsklasse - Training 10
Rundezeiten

6 - 8 May 2016
Nürburgring Kurz - 3618 mtr.

Nr.	Name	Rnd	Runde	Lap ..1	Lap ..2	Lap ..3	Lap ..4	Lap ..5	Lap ..6	Lap ..7	Lap ..8	Lap ..9	Lap ..0
34	Peter Schulte-Wien	10	1 - 10	1:50.051	1:51.928	1:54.491	1:49.734	1:50.858	1:50.418	1:50.110	1:49.549	1:51.608	1:49.085
35	Franco Plesner	8	1 - 10	1:54.871	1:52.848	1:50.317	1:49.671	1:51.194	1:50.527	1:52.580	2:04.673		
291	Martin Uebel	4	1 - 10	1:55.754	1:53.556	1:51.148	3:49.506						
55	Gerd Schumacher	10	1 - 10	2:04.655	1:56.707	1:57.248	1:57.724	1:57.118	1:56.087	1:54.825	2:06.722	3:48.387	1:52.254
41	Jens Bebiolka	8	1 - 10	2:00.439	1:56.619	1:57.543	1:55.314	1:55.329	1:53.711	1:53.943	2:16.161		
78	David Laudermilch	10	1 - 10	2:07.081	2:00.798	2:01.995	1:58.204	1:58.708	1:56.360	2:03.223	1:58.241	1:54.107	2:11.019
210	Michael Kahmann	8	1 - 10	1:58.433	1:56.888	2:00.879	1:55.529	1:57.423	1:55.003	1:55.779	1:56.474		
202	Ingardia Vito	7	1 - 10	2:26.384	2:03.912	1:59.995	2:53.633	4:19.303	1:59.531	1:59.275			
217	Uto Haag	9	1 - 10	2:22.894	2:15.853	2:16.035	2:13.415	2:10.426	2:15.264	2:10.440	2:11.191	2:10.608	
216	Till Obert	1	1 - 10	5:44.903									
51	Marcel Mendel	1	1 - 10	2:20.909									
247	Andreas Lindberg	1	1 - 10	6:07.277									

SUPERBIKE-IDM V2 ADAC Siegerlandpreis
MSC Freies Grund e.V. im ADAC

S-02/10, FIM EMIN 10/15/1, TIMV
101/50

IG Königsklasse - Training 10

6 - 8 May 2016
Nürburgring Kurz - 3618 mtr.

Pl.	Nr.	Name / Team Name	Sector 1		Sector 2		Sector 3		Theoretischer Bestest	Bestzeit	In
			Zeit	pl.	Zeit	pl.	Zeit	pl.			
1	61	Mike Vökt			24.883	11 1	22.007	12 1		1:39.417	11
2	45	Heinz Scheidt			25.219	4 3	22.085	3 2		1:40.241	7
3	49	Carsten Schröter			25.602	4 4	22.329	7 4		1:40.884	7
4	44	Andreas Götti			24.926	4 2	22.214	2 3		1:41.015	4
5	73	Marc Ruhroth			25.769	5 6	22.553	6 6		1:41.852	5
6	283	Daniel Wolf			25.697	6 5	22.925	8 9		1:42.492	5
7	88	Reiner Scheidhauer			25.842	9 7	22.373	11 5		1:42.978	11
8	122	Chris Meyer			26.444	10 11	22.766	11 8		1:43.742	10
9	91	Micky Winkler			26.613	9 14	23.068	10 11		1:43.854	9
10	228	Heiko Senkel			26.007	6 8	23.129	7 13		1:44.044	6
11	74	Werner Cvetko			26.085	7 9	22.952	7 10		1:44.280	7
12	208	Daniel Kämmerling			26.437	7 10	23.090	7 12		1:44.684	7
13	98	Adrian Hähle			26.451	10 12	22.605	4 7		1:44.732	4
14	102	Robrecht Roosen			26.695	10 16	23.225	11 14		1:45.928	10
15	120	Boris Pütz			27.088	5 18	23.415	5 16		1:46.509	5
16	2	Jac v. d. Elsen			26.672	7 15	23.550	5 17		1:47.158	7
17	206	Jörg Eberhardt			26.570	8 13	23.642	3 18		1:47.206	3
18	219	Christof Schäfer			27.517	11 24	23.377	11 15		1:47.453	10
19	85	Peter Seydel			27.294	10 21	23.800	9 20		1:47.651	10
20	30	Henrik Hoch			27.660	11 25	23.678	11 19		1:47.856	11
21	214	Christian Kühn			27.334	8 22	24.155	9 24		1:47.958	10
22	110	Karl Johann			27.010	9 17	23.919	8 21		1:48.525	9
23	75	Wolfgang Fleck								1:48.576	1
24	225	Dirk Broecheler			27.287	2 20	24.004	7 22		1:48.861	9
25	133	Miguel Correi			30.804	1 33	11:37.611	2 34		1:49.066	5
26	34	Peter Schulte-Wien			27.175	1 19	24.249	8 26		1:49.085	10
27	35	Franko Piesner			27.468	5 23	24.220	4 25		1:49.671	4
28	291	Martin Uebel			28.078	3 28	24.743	3 28		1:51.148	3
29	55	Gerd Schumacher			27.819	10 26	24.501	9 27		1:52.254	10
30	41	Jens Bebiolka			28.201	7 29	25.611	4 30		1:53.711	6
31	78	David Laudermilch			28.939	8 31	25.550	9 29		1:54.107	9
32	210	Michael Kahmann			28.717	2 30	26.041	7 31		1:55.003	6
33	202	Ingardia Vito			29.937	6 32	26.809	7 32		1:59.275	7
34	217	Uto Haag			31.823	5 34	28.835	4 33		2:10.426	5
35	216	Till Obert			27.932	1 27	24.016	0 23		5:44.903	1
36	51	Marcel Mendel			34.817	1 35					
37	247	Andreas Lindberg			1:08.376	1 36					

SUPERBIKE-IDM V2 ADAC Siegerlandpreis
MSC Freies Grund e.V. im ADAC

3-02/10, FIM EMIN 10/15/1, TIMV
101/50

IG Königsklasse - Training 10

6 - 8 May 2016

Runden und Sektoren Zeiten

Nürburgring Kurz - 3618 mtr.

2 Jac v. d. Elsen									Honda RS500										
lap	Sect-1	Speed	Sect-2	Speed	Sect-3	Speed	TopSpeed	laptime	pit	lap	Sect-1	Speed	Sect-2	Speed	Sect-3	Speed	Topspeed	laptime	pit
1	Out	112.4	28.463	199.3	25.945			2:00.418		5	57.631	<u>117.3</u>	26.969	211.8	<u>23.550</u>	0.6		1:48.150	
2	59.916	114.8	26.847	209.8	24.035	0.6		1:50.798		6	58.565	116.1	26.781	<u>219.0</u>	23.556	0.6		1:48.902	
3	57.194	116.6	28.008	201.4	24.838	0.6		1:50.040		7	56.733	116.6	<u>26.672</u>	214.5	23.753	0.6		<u>1:47.158</u>	
4	1:01.313	110.0	29.234	195.3	25.888	0.5		1:56.435		8	58.399	102.3	28.334	196.9	In			2:01.471	P

30 Henrik Hoch									Honda RS250										
lap	Sect-1	Speed	Sect-2	Speed	Sect-3	Speed	TopSpeed	laptime	pit	lap	Sect-1	Speed	Sect-2	Speed	Sect-3	Speed	Topspeed	laptime	pit
1	Out	101.4	29.153	175.3	26.687			1:57.889		7	57.716	<u>110.5</u>	27.864	182.6	23.960	0.6		1:49.540	
2	1:00.940	105.4	28.198	<u>191.0</u>	26.183	0.5		1:55.321		8	57.369	104.4	28.146	181.4	23.965	0.6		1:49.480	
3	1:00.194	106.1	27.988	188.9	24.100	0.5		1:52.282		9	56.750	110.0	27.776	185.5	23.939	0.6		1:48.465	
4	58.080	106.9	28.271	188.5	24.023	0.6		1:50.374		10	57.211	107.7	27.798	183.7	23.774	0.6		1:48.783	
5	57.486	108.1	28.316	189.5	24.756	0.6		1:50.558		11	56.518	107.8	<u>27.660</u>	183.7	<u>23.678</u>	0.6		<u>1:47.856</u>	
6	57.993	110.3	27.934	182.9	24.220	0.6		1:50.147		12									

34 Peter Schulte-Wien									Honda RS250										
lap	Sect-1	Speed	Sect-2	Speed	Sect-3	Speed	TopSpeed	laptime	pit	lap	Sect-1	Speed	Sect-2	Speed	Sect-3	Speed	Topspeed	laptime	pit
1	58.077	<u>116.5</u>	<u>27.175</u>	<u>206.8</u>	24.799	0.6		1:50.051		6	57.930	114.5	27.434	202.1	25.054	0.6		1:50.418	
2	58.226	115.3	28.161	187.3	25.541	0.5		1:51.928		7	58.211	114.2	27.482	198.3	24.417	0.6		1:50.110	
3	1:02.653	113.7	27.511	204.3	24.327	0.5		1:54.491		8	57.651	113.6	27.649	203.9	<u>24.249</u>	0.6		1:49.549	
4	57.937	116.3	27.201	202.5	24.596	0.6		1:49.734		9	59.314	113.6	27.583	197.9	24.711	0.5		1:51.608	
5	57.888	114.3	28.231	185.8	24.739	0.6		1:50.858		10	57.402	115.3	27.339	202.8	24.344	0.6		<u>1:49.085</u>	

35 Franko Piesner									Honda RS250										
lap	Sect-1	Speed	Sect-2	Speed	Sect-3	Speed	TopSpeed	laptime	pit	lap	Sect-1	Speed	Sect-2	Speed	Sect-3	Speed	Topspeed	laptime	pit
1	Out	113.0	28.424	205.0	24.989			1:54.871		5	58.658	115.0	<u>27.468</u>	201.8	25.068	0.6		1:51.194	
2	59.527	114.3	28.475	205.3	24.846	0.5		1:52.848		6	58.010	114.2	27.682	205.3	24.835	0.6		1:50.527	
3	58.324	113.2	27.657	<u>209.5</u>	24.336	0.6		1:50.317		7	59.487	110.4	27.863	203.5	25.230	0.5		1:52.580	
4	57.493	<u>117.0</u>	27.958	208.3	<u>24.220</u>	0.6		<u>1:49.671</u>		8	59.343	112.3	27.491	204.3	In			2:04.673	P

41 Jens Bebiolka									Aprilia RSW250										
lap	Sect-1	Speed	Sect-2	Speed	Sect-3	Speed	TopSpeed	laptime	pit	lap	Sect-1	Speed	Sect-2	Speed	Sect-3	Speed	Topspeed	laptime	pit
1	Out	112.9	29.078	192.0	26.306			2:00.439		5	1:00.939	114.0	28.452	<u>200.3</u>	25.938	0.5		1:55.329	
2	1:01.538	113.6	28.752	180.0	26.329	0.5		1:56.619		6	59.591	110.7	28.493	199.7	25.627	0.5		<u>1:53.711</u>	
3	1:02.060	114.6	28.949	189.5	26.534	0.5		1:57.543		7	59.983	115.8	<u>28.201</u>	197.6	25.759	0.5		1:53.943	
4	1:00.701	<u>116.5</u>	29.002	188.9	<u>25.611</u>	0.5		1:55.314		8	1:00.169	108.9	29.778	193.0	In			2:16.161	P

44 Andreas Götti									Honda RS250										
lap	Sect-1	Speed	Sect-2	Speed	Sect-3	Speed	TopSpeed	laptime	pit	lap	Sect-1	Speed	Sect-2	Speed	Sect-3	Speed	Topspeed	laptime	pit
1	Out	116.6	28.888	179.2	24.092			1:56.183		4	53.603	<u>125.4</u>	<u>24.926</u>	229.0	22.486	0.6		<u>1:41.015</u>	
2	55.638	118.8	25.772	228.1	<u>22.214</u>	0.6		1:43.624		5	54.294	122.7	25.869	<u>229.9</u>	26.993	0.6		1:47.156	
3	54.264	122.0	25.800	227.2	22.872	0.6		1:42.936		6									

45 Heinz Scheidt									Aprilia RS250										
lap	Sect-1	Speed	Sect-2	Speed	Sect-3	Speed	TopSpeed	laptime	pit	lap	Sect-1	Speed	Sect-2	Speed	Sect-3	Speed	Topspeed	laptime	pit
1	Out	117.3	28.234	191.7	24.641			1:55.770		5	54.462	117.3	25.545	225.4	23.984	0.6		1:43.991	
2	55.408	120.1	25.982	224.1	22.338	0.6		1:43.728		6	57.800	113.3	28.102	217.8	22.873	0.6		1:48.775	
3	54.885	118.2	26.589	222.4	<u>22.085</u>	0.6		1:43.559		7	52.589	122.3	25.444	222.0	22.208	0.6		<u>1:40.241</u>	
4	53.250	<u>122.4</u>	<u>25.219</u>	<u>227.2</u>	22.325	0.6		1:40.794		8	55.234	115.6	25.699	224.6	In			1:53.799	P

49 Carsten Schröter									Yamaha TZ250										
lap	Sect-1	Speed	Sect-2	Speed	Sect-3	Speed	TopSpeed	laptime	pit	lap	Sect-1	Speed	Sect-2	Speed	Sect-3	Speed	Topspeed	laptime	pit
1	Out	104.8	28.188	203.9	24.430			1:55.026		6	53.736	125.6	25.773	229.0	23.381	0.6		1:42.890	
2	54.110	126.2	26.106	225.4	22.956	0.6		1:43.172		7	52.827	123.9	25.728	227.7	<u>22.329</u>	0.6		<u>1:40.884</u>	
3	53.322	124.1	25.764	<u>229.9</u>	22.689	0.6		1:41.775		8	53.984	121.1	26.308	225.4	22.733	0.6		1:43.025	
4	52.968	<u>126.9</u>	<u>25.602</u>	225.4	25.501	0.6		1:44.071		9	53.453	123.1	25.777	227.2	22.652	0.6		1:41.882	
5	53.829	118.2	25.844	227.7	22.612	0.6		1:42.285		10	53.728	123.7	25.729	226.3	In			1:51.313	P

51 Marcel Mendel									Yamaha TZ250										
lap	Sect-1	Speed	Sect-2	Speed	Sect-3	Speed	TopSpeed	laptime	pit	lap	Sect-1	Speed	Sect-2	Speed	Sect-3	Speed	Topspeed	laptime	pit
1	Out	<u>96.5</u>	<u>34.817</u>	<u>125.5</u>		In		2:20.909	P	2									

SUPERBIKE-IDM V2 ADAC Siegerlandpreis
MSC Freies Grund e.V. im ADAC

3-02/10, FIM EMIN 10/15/1, TIMV
101/50

IG Königsklasse - Training 10

6 - 8 May 2016

Runden und Sektoren Zeiten

Nürburgring Kurz - 3618 mtr.

55		Gerd Schumacher							Yamaha TZ250 Rev.										
lap	Sect-1	Speed	Sect-2	Speed	Sect-3	Speed	TopSpeed	laptime	pit	lap	Sect-1	Speed	Sect-2	Speed	Sect-3	Speed	Topspeed	laptime	pit
1	Out	100.7	29.764	201.8	26.009			2:04.655		6	1:02.168	94.2	28.657	193.6	25.262	0.5		1:56.087	
2	1:03.112	97.9	28.320	<u>211.4</u>	25.275	0.5		1:56.707		7	1:01.736	104.0	28.070	205.0	25.019	0.5		1:54.825	
3	1:02.835	106.8	28.975	203.9	25.438	0.5		1:57.248		8	1:02.373	103.7	28.395	205.3	In			2:06.722	P
4	1:02.995	96.1	29.046	204.6	25.683	0.5		1:57.724		9	Out	<u>108.2</u>	28.222	210.2	<u>24.501</u>			3:48.387	
5	1:02.458	107.0	29.294	200.7	25.366	0.5		1:57.118		10	59.488	101.7	<u>27.819</u>	207.9	24.947	0.5		1:52.254	

61		Mike Vökt							Yamaha TZ250										
lap	Sect-1	Speed	Sect-2	Speed	Sect-3	Speed	TopSpeed	laptime	pit	lap	Sect-1	Speed	Sect-2	Speed	Sect-3	Speed	Topspeed	laptime	pit
1	Out	107.6	27.896	201.8	24.309			1:49.335		7	53.271	118.7	26.307	215.3	22.292	0.6		1:41.870	
2	54.173	119.9	25.757	230.4	22.417	0.6		1:42.347		8	1:03.644	92.6	26.209	226.3	22.961	0.5		1:52.814	
3	54.883	112.6	25.943	229.9	22.814	0.6		1:43.640		9	53.427	120.8	25.106	229.9	22.314	0.6		1:40.847	
4	53.056	119.5	25.359	<u>232.7</u>	22.271	0.6		1:40.686		10	52.825	118.3	24.891	232.3	22.361	0.6		1:40.077	
5	52.952	121.6	26.298	228.6	24.777	0.6		1:44.027		11	52.352	122.2	<u>24.883</u>	231.8	22.182	0.6		<u>1:39.417</u>	
6	55.555	120.7	25.235	229.5	22.851	0.6		1:43.641		12	52.605	<u>122.7</u>	24.952	229.0	<u>22.007</u>	0.6		1:39.564	

73		Marc Ruhroth							FRP Aprilia RS250										
lap	Sect-1	Speed	Sect-2	Speed	Sect-3	Speed	TopSpeed	laptime	pit	lap	Sect-1	Speed	Sect-2	Speed	Sect-3	Speed	Topspeed	laptime	pit
1	Out	117.0	28.034	215.3	23.486			1:51.214		5	53.374	120.8	<u>25.769</u>	213.3	22.709	0.6		<u>1:41.852</u>	
2	54.172	<u>120.9</u>	25.966	<u>216.9</u>	23.227	0.6		1:43.365		6	53.234	119.6	26.582	213.3	<u>22.553</u>	0.6		1:42.369	
3	1:05.473	92.8	31.437	165.8	In			2:10.216	P	7	55.091	87.6	27.720	214.9	22.719	0.6		1:45.530	
4	Out	116.3	26.863	211.4	23.909			3:00.293		8	1:11.379	88.6	30.472	184.9	In			3:36.999	P

74		Werner Cvetko							Honda RS250										
lap	Sect-1	Speed	Sect-2	Speed	Sect-3	Speed	TopSpeed	laptime	pit	lap	Sect-1	Speed	Sect-2	Speed	Sect-3	Speed	Topspeed	laptime	pit
1	Out	113.3	28.476	170.9	26.063			1:55.945		6	55.556	121.9	26.160	212.5	23.182	0.6		1:44.898	
2	57.051	115.1	26.779	212.2	24.045	0.6		1:47.875		7	55.243	<u>123.4</u>	<u>26.085</u>	<u>216.5</u>	<u>22.952</u>	0.6		<u>1:44.280</u>	
3	57.225	120.4	26.448	214.1	23.467	0.6		1:47.140		8	55.818	122.3	27.478	196.6	<u>23.669</u>	0.6		1:46.965	
4	55.955	121.2	27.799	206.5	23.483	0.6		1:47.237		9	56.319	118.8	26.468	211.4	In			1:58.238	P
5	55.837	121.8	26.653	209.8	23.302	0.6		1:45.792		10									

75		Wolfgang Fleck							Yamaha TZ250 Rev.										
lap	Sect-1	Speed	Sect-2	Speed	Sect-3	Speed	TopSpeed	laptime	pit	lap	Sect-1	Speed	Sect-2	Speed	Sect-3	Speed	Topspeed	laptime	pit
1								<u>1:48.576</u>		2									

78		David Laudermilch							Yamaha TZ250										
lap	Sect-1	Speed	Sect-2	Speed	Sect-3	Speed	TopSpeed	laptime	pit	lap	Sect-1	Speed	Sect-2	Speed	Sect-3	Speed	Topspeed	laptime	pit
1	Out	86.3	33.470	158.2	28.508			2:07.081		6	1:00.751	105.3	29.435	185.2	26.174	0.5		1:56.360	
2	1:03.397	87.1	31.053	178.6	26.348	0.5		2:00.798		7	1:06.726	84.0	30.181	185.8	26.316	0.5		2:03.223	
3	1:03.628	92.5	30.988	182.9	27.379	0.5		2:01.995		8	1:01.334	<u>106.7</u>	<u>28.939</u>	<u>192.3</u>	27.968	0.5		1:58.241	
4	1:00.522	100.5	31.395	175.6	26.287	0.5		1:58.204		9	59.568	104.5	28.989	181.1	<u>25.550</u>	0.5		<u>1:54.107</u>	
5	1:01.746	102.5	29.934	184.3	27.028	0.5		1:58.708		10	1:00.547	<u>106.7</u>	29.571	180.6	In			2:11.019	P

85		Peter Seydel							Honda RS125R										
lap	Sect-1	Speed	Sect-2	Speed	Sect-3	Speed	TopSpeed	laptime	pit	lap	Sect-1	Speed	Sect-2	Speed	Sect-3	Speed	Topspeed	laptime	pit
1	Out	109.3	28.723	189.5	25.066			1:54.293		7	57.169	110.1	27.452	<u>195.3</u>	23.947	0.6		1:48.568	
2	58.058	111.0	27.923	193.6	24.586	0.6		1:50.567		8	58.904	103.9	27.874	192.6	24.257	0.6		1:51.035	
3	58.249	110.0	27.715	190.7	24.531	0.6		1:50.495		9	57.484	108.4	27.505	<u>195.3</u>	<u>23.800</u>	0.6		1:48.789	
4	57.473	108.7	27.914	<u>195.3</u>	24.228	0.6		1:49.615		10	56.446	<u>112.7</u>	<u>27.294</u>	194.9	23.911	0.6		<u>1:47.651</u>	
5	57.106	110.2	27.743	191.0	24.278	0.6		1:49.127		11	56.989	108.3	27.538	194.9	23.870	0.6		1:48.397	
6	57.353	109.8	27.711	193.3	25.038	0.6		1:50.102		12									

88		Reiner Scheidhauer							Honda RS125										
lap	Sect-1	Speed	Sect-2	Speed	Sect-3	Speed	TopSpeed	laptime	pit	lap	Sect-1	Speed	Sect-2	Speed	Sect-3	Speed	Topspeed	laptime	pit
1	Out	116.1	26.921	209.1	23.506			1:50.036		7	55.232	118.9	26.019	209.8	22.730	0.6		1:43.981	
2	56.206	118.2	26.029	209.5	22.875	0.6		1:45.110		8	54.148	116.8	26.895	206.5	23.107	0.6		1:44.150	
3	55.652	118.4	26.594	209.8	22.858	0.6		1:45.104		9	54.002	<u>119.3</u>	<u>25.842</u>	206.8	23.502	0.6		1:43.346	
4	54.800	117.8	26.243	206.8	23.068	0.6		1:44.111		10	54.571	118.3	26.375	207.9	22.955	0.6		1:43.901	
5	56.127	118.6	25.883	<u>211.0</u>	23.660	0.6		1:45.670		11	54.427	117.6	26.178	207.2	<u>22.373</u>	0.6		<u>1:42.978</u>	
6	54.711	100.7	26.247	210.6	22.952	0.6		1:43.910		12									

SUPERBIKE-IDM V2 ADAC Siegerlandpreis
MSC Freies Grund e.V. im ADAC

S-02/10, FIM EMIN 10/15/1, TMV
101/50

IG Königsklasse - Training 10

6 - 8 May 2016

Runden und Sektoren Zeiten

Nürburgring Kurz - 3618 mtr.

91 Micky Winkler										Honda RS125R										
lap	Sect-1	Speed	Sect-2	Speed	Sect-3	Speed	TopSpeed	laptime	pit	lap	Sect-1	Speed	Sect-2	Speed	Sect-3	Speed	Topspeed	laptime	pit	
1	Out	114.2	27.483	<u>206.1</u>	24.956			1:50.467		6	Out	114.2	27.159	199.0	23.608				3:10.228	
2	59.476	115.0	27.703	192.6	23.613	0.6		1:50.792		7	56.311	114.6	28.041	195.6	23.743	0.6			1:48.095	
3	55.306	113.9	26.764	203.9	23.861	0.6		1:45.931		8	54.428	117.6	26.801	200.0	23.119	0.6			1:44.348	
4	59.858	111.2	26.885	201.0	23.827	0.6		1:50.570		9	54.117	115.8	<u>26.613</u>	204.3	23.124	0.6			<u>1:43.854</u>	
5	55.253	<u>118.0</u>	27.484	180.0	In			2:07.957 P		10	56.271	113.0	27.337	201.4	<u>23.068</u>	0.6			1:46.676	

98 Adrian Hähle										Honda RS125R										
lap	Sect-1	Speed	Sect-2	Speed	Sect-3	Speed	TopSpeed	laptime	pit	lap	Sect-1	Speed	Sect-2	Speed	Sect-3	Speed	Topspeed	laptime	pit	
1	Out	111.5	27.300	<u>204.6</u>	24.838			1:50.426		6	59.110	115.5	26.729	200.7	22.910	0.6			1:48.749	
2	58.071	114.5	27.643	198.6	23.251	0.6		1:48.965		7	1:18.287	102.9	27.838	191.4	In				2:22.385 P	
3	55.986	113.2	27.091	199.0	23.701	0.6		1:46.778		8	Out	114.8	27.235	201.8	22.980				2:56.296	
4	55.640	<u>119.1</u>	26.487	194.3	<u>22.605</u>	0.6		<u>1:44.732</u>		9	57.977	116.1	27.088	199.7	22.612	0.6			1:47.677	
5	1:21.560	107.1	27.201	197.9	25.383	0.5		2:14.144		10	55.730	113.8	<u>26.451</u>	196.3	22.752	0.6			1:44.933	

102 Robrecht Roosen										Honda RS125R										
lap	Sect-1	Speed	Sect-2	Speed	Sect-3	Speed	TopSpeed	laptime	pit	lap	Sect-1	Speed	Sect-2	Speed	Sect-3	Speed	Topspeed	laptime	pit	
1	Out	106.3	27.703	198.3	24.184			1:53.139		7	56.435	<u>114.2</u>	27.354	197.6	23.485	0.6			1:47.274	
2	58.939	110.4	27.072	197.6	23.706	0.6		1:49.717		8	56.760	113.3	27.585	193.0	24.022	0.6			1:48.367	
3	1:00.764	110.3	27.281	198.3	24.274	0.5		1:52.319		9	56.035	113.2	27.184	196.9	23.361	0.6			1:46.580	
4	57.507	112.1	27.271	195.9	23.591	0.6		1:48.369		10	55.919	114.0	<u>26.695</u>	<u>202.8</u>	23.314	0.6			<u>1:45.928</u>	
5	56.719	112.9	26.891	196.3	23.293	0.6		1:46.903		11	55.902	108.5	27.356	196.6	<u>23.225</u>	0.6			1:46.483	
6	58.263	111.0	27.072	196.9	23.337	0.6		1:48.672		12										

110 Karl Johann										RTS 125										
lap	Sect-1	Speed	Sect-2	Speed	Sect-3	Speed	TopSpeed	laptime	pit	lap	Sect-1	Speed	Sect-2	Speed	Sect-3	Speed	Topspeed	laptime	pit	
1	Out	83.5	32.698	170.9	27.738			2:10.171		6	59.070	106.3	27.727	198.6	25.114	0.5			1:51.911	
2	1:01.280	102.7	28.731	197.3	25.408	0.5		1:55.419		7	1:01.784	109.0	27.855	198.3	24.724	0.5			1:54.363	
3	59.479	100.7	28.069	195.6	26.961	0.5		1:54.509		8	57.848	110.9	27.195	199.7	<u>23.919</u>	0.6			1:48.962	
4	58.846	109.8	27.879	197.9	24.918	0.5		1:51.643		9	57.122	110.0	<u>27.010</u>	<u>201.4</u>	24.393	0.6			<u>1:48.525</u>	
5	58.877	109.2	27.665	197.9	24.940	0.5		1:51.482		10	57.302	<u>113.0</u>	27.114	199.7	24.134	0.6			1:48.550	

120 Boris Pütz										Honda RS125										
lap	Sect-1	Speed	Sect-2	Speed	Sect-3	Speed	TopSpeed	laptime	pit	lap	Sect-1	Speed	Sect-2	Speed	Sect-3	Speed	Topspeed	laptime	pit	
1	Out	113.3	27.745	193.3	24.072			1:50.918		7	56.348	115.0	27.478	195.3	23.498	0.6			1:47.324	
2	57.845	98.9	27.343	197.6	24.643	0.6		1:49.831		8	57.625	111.0	27.459	196.3	25.613	0.6			1:50.697	
3	57.575	107.5	27.612	196.9	24.326	0.6		1:49.513		9	57.087	111.1	27.496	196.6	23.675	0.6			1:48.258	
4	56.756	<u>115.1</u>	27.096	196.6	23.519	0.6		1:47.371		10	56.180	114.4	27.195	196.6	23.898	0.6			1:47.273	
5	56.006	113.9	<u>27.088</u>	<u>197.9</u>	<u>23.415</u>	0.6		<u>1:46.509</u>		11	57.412	109.2	27.471	194.9	24.814	0.6			1:49.697	
6	55.540	113.4	27.707	190.1	23.502	0.6		1:46.749		12										

122 Chris Meyer										Honda RS125R										
lap	Sect-1	Speed	Sect-2	Speed	Sect-3	Speed	TopSpeed	laptime	pit	lap	Sect-1	Speed	Sect-2	Speed	Sect-3	Speed	Topspeed	laptime	pit	
1	Out	99.6	29.493	192.6	24.925			1:52.105		7	56.380	108.4	27.298	200.7	24.311	0.6			1:47.989	
2	57.612	107.4	28.554	196.3	24.843	0.6		1:51.009		8	55.620	112.1	27.350	199.7	23.196	0.6			1:46.166	
3	57.813	111.1	27.725	195.9	24.150	0.6		1:49.688		9	55.041	114.9	26.838	204.3	23.986	0.6			1:45.865	
4	57.192	109.1	28.388	193.0	24.246	0.6		1:49.826		10	54.351	112.7	<u>26.444</u>	<u>206.5</u>	22.947	0.6			<u>1:43.742</u>	
5	57.815	111.6	27.540	192.3	24.017	0.6		1:49.372		11	54.397	<u>115.1</u>	26.699	201.4	<u>22.766</u>	0.6			1:43.862	
6	56.240	111.8	27.467	199.7	23.594	0.6		1:47.301		12										

133 Miguel Correia										KTM FRR125										
lap	Sect-1	Speed	Sect-2	Speed	Sect-3	Speed	TopSpeed	laptime	pit	lap	Sect-1	Speed	Sect-2	Speed	Sect-3	Speed	Topspeed	laptime	pit	
1	Out	<u>102.0</u>	<u>30.804</u>	<u>146.0</u>	In			2:23.826 P		4									3:31.918	
2								10:50.137		5									1:49.066	
3								1:59.283		6										

202 Ingardia Vito										Aprilia RS250										
lap	Sect-1	Speed	Sect-2	Speed	Sect-3	Speed	TopSpeed	laptime	pit	lap	Sect-1	Speed	Sect-2	Speed	Sect-3	Speed	Topspeed	laptime	pit	
1	Out	100.1	33.716	174.8	29.503			2:26.384		5	Out	81.2	34.100	181.4	28.507				4:19.303	
2	1:03.710	103.9	32.085	180.8	28.117	0.5		2:03.912		6	1:01.240	100.7	<u>29.937</u>	<u>184.3</u>	28.354	0.5			1:59.531	
3	1:02.268	<u>105.3</u>	30.443	184.0	27.284	0.5		1:59.995		7	1:01.824	100.7	30.642	179.4	<u>26.809</u>	0.5			<u>1:59.275</u>	
4	1:25.821	70.1	47.087	107.2	In			2:53.633 P		8										

SUPERBIKE-IDM V2 ADAC Siegerlandpreis
MSC Freies Grund e.V. im ADAC

3-02/10, FIM EMIN 10/15/1, TIMV
101/50

IG Königsklasse - Training 10

6 - 8 May 2016

Runden und Sektoren Zeiten

Nürburgring Kurz - 3618 mtr.

206 Jörg Eberhardt									Aprilia RS250										
lap	Sect-1	Speed	Sect-2	Speed	Sect-3	Speed	TopSpeed	laptime	pit	lap	Sect-1	Speed	Sect-2	Speed	Sect-3	Speed	Topspeed	laptime	pit
1	Out	109.2	28.818	200.7	24.982			1:55.937		6	59.607	110.9	27.322	201.0	24.414	0.6		1:51.343	
2	59.203	111.7	27.502	202.5	23.953	0.6		1:50.658		7	1:01.072	84.4	28.423	196.3	23.951	0.5		1:53.446	
3	56.615	113.3	26.949	203.5	<u>23.642</u>	0.6		<u>1:47.206</u>		8	57.064	113.4	<u>26.570</u>	<u>204.3</u>	24.762	0.6		1:48.396	
4	1:02.935	111.2	27.384	184.0	24.600	0.5		1:54.919		9	57.014	<u>115.5</u>	27.667	200.3	24.000	0.6		1:48.681	
5	56.976	111.5	26.960	200.7	24.792	0.6		1:48.728		10	56.310	<u>115.5</u>	27.605	195.9	24.061	0.6		1:47.976	

208 Daniel Kämmerling									FRP Aprilia RS250										
lap	Sect-1	Speed	Sect-2	Speed	Sect-3	Speed	TopSpeed	laptime	pit	lap	Sect-1	Speed	Sect-2	Speed	Sect-3	Speed	Topspeed	laptime	pit
1	Out	113.3	27.826	205.0	24.778			1:50.666		7	55.157	115.8	<u>26.437</u>	207.2	<u>23.090</u>	0.6		<u>1:44.684</u>	
2	56.313	114.3	27.010	206.8	23.892	0.6		1:47.215		8	55.618	111.6	26.509	<u>209.8</u>	23.310	0.6		1:45.437	
3	56.010	111.8	26.739	206.8	23.430	0.6		1:46.179		9	1:02.320	115.4	26.606	207.6	23.597	0.5		1:52.523	
4	55.520	112.3	27.106	205.3	24.143	0.6		1:46.769		10	1:03.144	115.3	26.529	207.6	23.213	0.5		1:52.886	
5	55.967	115.0	26.731	207.9	24.258	0.6		1:46.956		11	56.293	92.3	27.175	204.3	23.397	0.6		1:46.865	
6	55.704	<u>118.6</u>	26.684	206.5	23.492	0.6		1:45.880		12									

210 Michael Kahmann									Aprilia RS250										
lap	Sect-1	Speed	Sect-2	Speed	Sect-3	Speed	TopSpeed	laptime	pit	lap	Sect-1	Speed	Sect-2	Speed	Sect-3	Speed	Topspeed	laptime	pit
1	Out	106.8	29.996	182.0	27.103			1:58.433		5	1:00.785	104.8	30.182	178.1	26.456	0.5		1:57.423	
2	1:01.478	<u>108.2</u>	<u>28.717</u>	<u>188.5</u>	26.693	0.5		1:56.888		6	59.391	107.0	29.268	184.3	26.344	0.5		<u>1:55.003</u>	
3	1:03.439	101.7	29.179	183.1	28.261	0.5		2:00.879		7	1:00.413	106.4	29.325	180.6	<u>26.041</u>	0.5		1:55.779	
4	59.694	105.0	29.102	187.0	26.733	0.5		1:55.529		8	1:00.380	106.0	29.108	180.6	26.986	0.5		1:56.474	

214 Christian Kühn									Aprilia RS250										
lap	Sect-1	Speed	Sect-2	Speed	Sect-3	Speed	TopSpeed	laptime	pit	lap	Sect-1	Speed	Sect-2	Speed	Sect-3	Speed	Topspeed	laptime	pit
1	Out	107.4	28.763	197.3	24.732			1:55.416		6	57.799	109.3	27.632	195.9	24.357	0.6		1:49.788	
2	1:00.192	105.5	28.147	196.3	24.666	0.5		1:53.005		7	58.426	102.2	28.159	195.9	24.493	0.6		1:51.078	
3	57.122	109.9	27.651	194.9	24.653	0.6		1:49.426		8	57.262	<u>110.9</u>	<u>27.334</u>	198.6	26.248	0.6		1:50.844	
4	57.457	106.7	27.927	190.7	24.629	0.6		1:50.013		9	56.939	105.5	27.695	<u>199.3</u>	<u>24.155</u>	0.6		1:48.789	
5	58.266	110.1	27.533	196.6	24.288	0.6		1:50.087		10	55.924	108.8	27.533	<u>199.3</u>	24.501	0.6		<u>1:47.958</u>	

216 Till Obert									Aprilia RS250										
lap	Sect-1	Speed	Sect-2	Speed	Sect-3	Speed	TopSpeed	laptime	pit	lap	Sect-1	Speed	Sect-2	Speed	Sect-3	Speed	Topspeed	laptime	pit
1	4:50.009	99.7	<u>29.173</u>	182.6	25.721	0.5		5:44.903		2									

217 Uto Haag									Suzuki RGV250										
lap	Sect-1	Speed	Sect-2	Speed	Sect-3	Speed	TopSpeed	laptime	pit	lap	Sect-1	Speed	Sect-2	Speed	Sect-3	Speed	Topspeed	laptime	pit
1	Out	95.0	34.938	166.7	31.340			2:22.894		6	1:11.655	94.4	33.341	177.5	30.268	0.5		2:15.264	
2	1:11.357	92.4	34.145	168.9	30.351	0.5		2:15.853		7	1:08.301	96.3	32.773	175.3	29.366	0.5		2:10.440	
3	1:12.324	95.2	33.567	170.7	30.144	0.5		2:16.035		8	1:09.619	98.2	32.658	<u>178.6</u>	28.914	0.5		2:11.191	
4	1:11.718	97.2	32.862	<u>178.6</u>	<u>28.835</u>	0.5		2:13.415		9	1:09.746	96.4	31.899	177.0	28.963	0.5		2:10.608	
5	1:08.893	<u>99.3</u>	<u>31.823</u>	177.5	29.710	0.5		<u>2:10.426</u>		10									

219 Christof Schäfer									EMS Aprilia RS 250										
lap	Sect-1	Speed	Sect-2	Speed	Sect-3	Speed	TopSpeed	laptime	pit	lap	Sect-1	Speed	Sect-2	Speed	Sect-3	Speed	Topspeed	laptime	pit
1	Out	102.6	28.892	185.5	25.349			1:52.131		7	57.650	108.5	27.839	180.3	23.994	0.6		1:49.483	
2	58.851	107.5	28.083	184.0	24.427	0.5		1:51.361		8	56.700	109.3	28.122	181.7	24.052	0.6		1:48.874	
3	1:00.724	107.9	27.881	185.8	24.505	0.5		1:53.110		9	56.510	108.8	27.602	181.1	23.482	0.6		1:47.594	
4	58.774	106.5	28.371	175.1	24.531	0.5		1:51.676		10	56.495	<u>109.9</u>	27.541	<u>190.4</u>	23.417	0.6		<u>1:47.453</u>	
5	57.879	106.7	28.080	180.8	24.135	0.6		1:50.094		11	56.646	109.4	<u>27.517</u>	187.9	<u>23.377</u>	0.6		1:47.540	
6	57.289	105.8	27.874	177.5	25.378	0.6		1:50.541		12									

225 Dirk Broecheler									Aprilia RS250										
lap	Sect-1	Speed	Sect-2	Speed	Sect-3	Speed	TopSpeed	laptime	pit	lap	Sect-1	Speed	Sect-2	Speed	Sect-3	Speed	Topspeed	laptime	pit
1	Out	96.9	33.654	132.0	27.928			2:06.827		7	57.286	108.4	27.605	199.0	<u>24.004</u>	0.6		1:48.895	
2	58.956	108.3	<u>27.287</u>	200.7	25.170	0.5		1:51.413		8	57.171	108.1	30.881	186.4	26.128	0.5		1:54.180	
3	57.701	108.7	28.217	202.1	26.125	0.5		1:52.043		9	57.000	109.9	27.535	199.0	24.326	0.6		<u>1:48.861</u>	
4	57.496	108.4	27.704	200.0	24.337	0.6		1:49.537		10	58.242	107.8	27.934	196.9	24.526	0.6		1:50.702	
5	56.935	<u>111.7</u>	27.517	<u>202.5</u>	24.794	0.6		1:49.246		11	57.780	110.1	27.418	192.6	24.067	0.6		1:49.265	
6	57.827	108.3	28.733	191.7	24.552	0.6		1:51.112		12									

SUPERBIKE-IDM V2 ADAC Siegerlandpreis
MSC Freies Grund e.V. im ADAC

S-02/10, FIM EMIN 10/15/1, TIMV
101/50

IG Königsklasse - Training 10

6 - 8 May 2016

Runden und Sektoren Zeiten

Nürburgring Kurz - 3618 mtr.

228 Heiko Senkel										Aprilia RS250									
lap	Sect-1	Speed	Sect-2	Speed	Sect-3	Speed	TopSpeed	laptime	pit	lap	Sect-1	Speed	Sect-2	Speed	Sect-3	Speed	Topspeed	laptime	pit
1	Out	108.1	27.514	205.3	23.969			1:49.923		5	55.933	115.3	26.573	208.3	23.345	0.6		1:45.851	
2		55.942	114.9	26.475	205.7	23.535	0.6	1:45.952		6	54.591	<u>115.9</u>	<u>26.007</u>	209.1	23.446	0.6		<u>1:44.044</u>	
3		56.483	115.5	26.338	208.7	23.471	0.6	1:46.292		7	55.659	113.3	26.776	197.3	<u>23.129</u>	0.6		1:45.564	
4		55.157	112.6	26.184	<u>212.9</u>	24.605	0.6	1:45.946		8	57.963	93.2	26.699	<u>212.9</u>	In			2:04.463	P

247 Andreas Lindberg										Aprilia RS250									
lap	Sect-1	Speed	Sect-2	Speed	Sect-3	Speed	TopSpeed	laptime	pit	lap	Sect-1	Speed	Sect-2	Speed	Sect-3	Speed	Topspeed	laptime	pit
1	Out	54.8	<u>1:08.376</u>	57.5	In			6:07.277	P	2									

283 Daniel Wolf										Aprilia RS250									
lap	Sect-1	Speed	Sect-2	Speed	Sect-3	Speed	TopSpeed	laptime	pit	lap	Sect-1	Speed	Sect-2	Speed	Sect-3	Speed	Topspeed	laptime	pit
1	Out	113.4	27.192	211.8	24.086			1:47.385		7	53.659	113.6	25.882	210.2	23.246	0.6		1:42.787	
2		55.602	115.1	26.072	<u>213.7</u>	23.233	0.6	1:44.907		8	55.185	115.0	26.370	209.5	<u>22.925</u>	0.6		1:44.480	
3		54.133	<u>118.6</u>	26.169	211.8	23.584	0.6	1:43.886		9	54.312	115.3	26.044	212.5	22.977	0.6		1:43.333	
4		55.058	117.4	25.847	211.4	23.100	0.6	1:44.005		10	53.700	116.5	25.784	212.2	25.379	0.6		1:44.863	
5		53.690	115.9	25.822	212.9	22.980	0.6	<u>1:42.492</u>		11	53.927	115.6	25.993	210.2	23.242	0.6		1:43.162	
6		54.953	113.8	<u>25.697</u>	212.5	24.499	0.6	1:45.149		12	54.655	116.8	25.799	208.7	23.189	0.6		1:43.643	

291 Martin Uebel										Aprilia RS250									
lap	Sect-1	Speed	Sect-2	Speed	Sect-3	Speed	TopSpeed	laptime	pit	lap	Sect-1	Speed	Sect-2	Speed	Sect-3	Speed	Topspeed	laptime	pit
1		1:01.998	105.0	28.236	195.6	25.520	0.5	1:55.754		3	58.327	106.7	<u>28.078</u>	195.6	<u>24.743</u>	0.6		<u>1:51.148</u>	
2		59.825	<u>107.1</u>	28.959	<u>197.9</u>	24.772	0.5	1:53.556		4	2:53.920	103.7	29.192	186.4	26.394	0.5		3:49.506	

SUPERBIKE-IDM V2 ADAC Siegerlandpreis
MSC Freies Grund e.V. im ADAC

S-02710, FIMLEMIN 10/157, IMV
101/50

Lauf name : IG Königsklasse - Training 10
Lauf Datum : 06 May 2016
Wetter :
Strecke name : Nürburgring Kurz - 3618 mtr.

Participants Started : 37 Participants Classified : 45
Participants Finished : 21 Participants Not Classified : 0
Participants Not Finished : 24

Green flag at : 13:20:04 Heat recording start time : 13:20:04
Finish flag waved at : 13:40:12 Heat recording end time : 13:42:51
Total time under Green : 20:07 Total of All Laps in Heat : 312
Number of cautions : 0 Total time under Yellow : 00:00:00
Number of code-60's : 0 Total time under Code-60 : 00:00:00

Summary of winners per class

Nr.	Name / Team Name	Fahrzeug	Kls	Schnellste Rd.zeit	In	Schnitt	Rnd	Fahrzeit
-----	------------------	----------	-----	--------------------	----	---------	-----	----------

Best Lap time history during the Heat

#	Nr.	lap time	in lap	Name	Fahrzeug	time of day
1	73	1:43.365	2	Marc Ruhroth	FRP Aprilia RS250	13:24:05
2	61	1:42.347	2	Mike Vökt	Yamaha TZ250	13:24:19
3	49	1:41.775	3	Carsten Schröter	Yamaha TZ250	13:26:42
4	44	1:41.015	4	Andreas Götti	Honda RS250	13:27:42
5	61	1:40.686	4	Mike Vökt	Yamaha TZ250	13:27:43
6	45	1:40.241	7	Heinz Scheidt	Aprilia RS250	13:32:56
7	61	1:40.077	10	Mike Vökt	Yamaha TZ250	13:38:06
8	61	1:39.417	11	Mike Vökt	Yamaha TZ250	13:39:46

Summary of best lap times per class

Nr.	Name / Team Name	Fahrzeug	Kls	Schnellste Rd.zeit	In	Geschw
2	Jac v. d. Elsen	Honda RS500	500	1:47.158	7	121.55
61	Mike Vökt	Yamaha TZ250	250	1:39.417	11	131.01
88	Reiner Scheidhauer	Honda RS125	125	1:42.978	11	126.48
283	Daniel Wolf	Aprilia RS250	S250	1:42.492	5	127.08

SUPERBIKE-IDM V2 ADAC Siegerlandpreis

MSC Freies Grund e.V. im ADAC

3-02/10, FIM EMIN 10/13/14, IMV
101/50

IG Königsklasse - Qualifying 1

6 - 8 May 2016
Nürburgring Kurz - 3618 mtr.

Pl.	Nr.	Name / Bewerber	Motorrad / CITY	Kls	PIK	Schnellste In	Diff.	Diff	Rnd	Km/h	
1	3	Jörg Schöllhorn	ROC Yamaha YZR500 V4 Bad Wurzach	500	1	1:37.513	8		11	133.57	
2	44	Andreas Götti	Honda RS250 Oberkulm	250	1	1:38.287	8	0.774	0.774	12	132.52
3	61	Mike Vökt	Yamaha TZ250 Eggingen	250	2	1:38.661	9	1.148	0.374	11	132.02
4	45	Heinz Scheidt	Aprilia RS250 Monschau	250	3	1:40.051	6	2.538	1.390	9	130.18
5	49	Carsten Schröter Team DMV	Yamaha TZ250 Raesfeld	250	4	1:40.830	4	3.317	0.779	9	129.18
6	88	Reiner Scheidhauer	Honda RS125 Saarbrücken	125	1	1:41.860	7	4.347	1.030	10	127.87
7	283	Daniel Wolf	Aprilia RS250 Hambrücken	S250	1	1:41.862	4	4.349	0.002	12	127.87
8	91	Micky Winkler	Honda RS125R Schleiz	125	2	1:42.961	9	5.448	1.099	12	126.50
9	98	Adrian Hähle	Honda RS125R Lugau	125	3	1:43.002	7	5.489	0.041	11	126.45
10	208	Daniel Kämmerling	FRP Aprilia RS250 Düsseldorf	S250	2	1:43.122	9	5.609	0.120	12	126.30
11	30	Henrik Hoch	Honda RS250 Muggensturm	250	5	1:43.256	10	5.743	0.134	11	126.14
12	228	Heiko Senkel	Aprilia RS250 Lienen	S250	3	1:43.683	5	6.170	0.427	7	125.62
13	206	Jörg Eberhardt	Aprilia RS250 Berlin	S250	4	1:44.093	8	6.580	0.410	11	125.13
14	122	Chris Meyer	Honda RS125R Reinsdorf	125	4	1:44.270	9	6.757	0.177	11	124.91
15	133	Miguel Correi	KTM FRR125 Zuidlaren	125	5	1:44.569	9	7.056	0.299	9	124.56
16	1	Wolfgang-Rolf Becker Team DMV	HA RRI S Yam. YZR500 V4 Stuttgart	500	2	1:45.400	10	7.887	0.831	10	123.57
17	74	Werner Cvetko	Honda RS250 Kirchdorf	250	6	1:45.437	9	7.924	0.037	10	123.53
18	51	Marcel Mendel	Yamaha TZ250 Übach-Palenberg	250	7	1:45.529	4	8.016	0.092	4	123.42
19	102	Robrecht Roosen	Honda RS125R Gingelom	125	6	1:45.608	9	8.095	0.079	11	123.33
20	110	Karl Johann	RTS 125 Freilassing	125	7	1:45.843	9	8.330	0.235	10	123.06
21	120	Boris Pütz	Honda RS125 Fürth	125	8	1:45.927	8	8.414	0.084	11	122.96
22	219	Christof Schäfer	EMS Aprilia RS 250 Weitefeld	S250	5	1:46.098	9	8.585	0.171	10	122.76

Schnellste Runde : 1:37.513 in Runde 8 durch nr. 3 : Jörg Schöllhorn (ROC Yamaha YZR500 V4)

Aushangzeit

Ergebnisse und Rundenzeiten : www.raceresults.at

Zeitnahme durch : SDO SportTiming

Ausdruckzeit : 06-05-2016 - 17:12

Rennleiter	Steward	Zeitmessung	DMSB
Heinrich Schmidt	Christian T. Schneider	Bernd Jung	
Seite 1 von 2			

SUPERBIKE-IDM V2 ADAC Siegerlandpreis

MSC Freies Grund e.V. im ADAC

3-02/10, FIM EMIN 10/13/14/15
101/50

IG Königsklasse - Qualifying 1

6 - 8 May 2016
Nürburgring Kurz - 3618 mtr.

Pl.	Nr.	Name / Bewerber	Motorrad / CITY	Kls	PIK	Schnellste	In	Diff.	Diff	Rnd	Km/h
23	2	Jac v. d. Elsen	Honda RS500 Beringe	500	3	1:46.730	6	9.217	0.632	11	122.04
24	214	Christian Kühn	Aprilia RS250	S250	6	1:47.249	7	9.736	0.519	10	121.44
25	34	Peter Schulte-Wien Team DMV	Honda RS250 Nottuln	250	8	1:47.335	6	9.822	0.086	8	121.35
26	85	Peter Seydel	Honda RS125R Hofheim-Wallau	125	9	1:47.545	10	10.032	0.210	11	121.11
27	75	Wolfgang Fleck	Yamaha TZ250 Rev. Remscheid	250	9	1:48.112	4	10.599	0.567	7	120.48
28	225	Dirk Broecheler	Aprilia RS250 Simmerath	S250	7	1:48.933	5	11.420	0.821	10	119.57
29	216	Till Obert	Aprilia RS250 Gemünden	S250	8	1:49.623	3	12.110	0.690	11	118.81
30	41	Jens Bebiolka	Aprilia RSW250 Wremen	250	10	1:49.645	10	12.132	0.022	11	118.79
31	78	David Laudermilch	Yamaha TZ250 Berlin	250	11	1:50.633	8	13.120	0.988	10	117.73
32	35	Franko Piesner	Honda RS250 Hermsdorf	250	12	1:51.159	2	13.646	0.526	2	117.17
33	55	Gerd Schumacher	Yamaha TZ250 Rev. Damstadt	250	13	1:51.578	9	14.065	0.419	11	116.73
34	247	Andreas Lindberg	Aprilia RS250 Regensburg	S250	9	1:54.175	5	16.662	2.597	5	114.08
35	269	Marc Hacker	Aprilia RS250 Frankfurt	S250	10	1:54.287	6	16.774	0.112	9	113.97
36	210	Michael Kahmann	Aprilia RS250 Werther	S250	11	1:55.365	5	17.852	1.078	5	112.90
37	202	Ingardia Vito	Aprilia RS250 Timmendorfer Str.	S250	12	1:56.677	6	19.164	1.312	10	111.63
38	217	Uto Haag	Suzuki RGV250 Wehrheim	S250	13	2:08.354	8	30.841	11.677	9	101.48

Bike # 247, # 51, # 133, Transponder prüfen
Bike # 34 Startnummer seitlich klar lesbar machen


Schnellste Runde : 1:37.513 in Runde 8 durch nr. 3 : Jörg Schöllhorn (ROC Yamaha YZR500 V4)

Ergebnisse und Rundenzeiten : www.raceresults.at

Zeitnahme durch : SDO SportTiming

Aushangzeit

Ausdruckzeit : 06-05-2016 - 17:12

Rennleiter	Steward	Zeitmessung	
Heinrich Schmidt	Christian T. Schneider	Bernd Jung	
Seite 2 von 2			

SUPERBIKE-IDM V2 ADAC Siegerlandpreis

MSC Freies Grund e.V. im ADAC

S-02/16, FIM EMN 10/157, IMV 191/52

IG Königsklasse - Qualifying 1

6 - 8 May 2016
Nürburgring Kurz - 3618 mtr.

IGK 500 ccm

Pl.	Nr.	Name / Bewerber	Motorrad / CITY	Schnellste	In	Diff.	Diff	Rnd	Km/h
1	3	Jörg Schöllhorn	ROC Yamaha YZR500 V4 Bad Wurzach	1:37.513	8			11	133.57
2	1	Wolfgang-Rolf Becker Team DMV	HARRIS Yam. YZR500 V4 Stuttgart	1:45.400	10	7.887	7.887	10	123.57
3	2	Jac v. d. Elsen	Honda RS500 Beringe	1:46.730	6	9.217	1.330	11	122.04

IGK 250 ccm

Pl.	Nr.	Name / Bewerber	Motorrad / CITY	Schnellste	In	Diff.	Diff	Rnd	Km/h
1	44	Andreas Götti	Honda RS250 Oberkulum	1:38.287	8			12	132.52
2	61	Mike Vökt	Yamaha TZ250 Eggingen	1:38.661	9	0.374	0.374	11	132.02
3	45	Heinz Scheidt	Aprilia RS250 Monschau	1:40.051	6	1.764	1.390	9	130.18
4	49	Carsten Schröter Team DMV	Yamaha TZ250 Raesfeld	1:40.830	4	2.543	0.779	9	129.18
5	30	Henrik Hoch	Honda RS250 Muggensturm	1:43.256	10	4.969	2.426	11	126.14
6	74	Werner Cvetko	Honda RS250 Kirchdorf	1:45.437	9	7.150	2.181	10	123.53
7	51	Marcel Mendel	Yamaha TZ250 Übach-Palenberg	1:45.529	4	7.242	0.092	4	123.42
8	34	Peter Schulte-Wien Team DMV	Honda RS250 Nottuln	1:47.335	6	9.048	1.806	8	121.35
9	75	Wolfgang Fleck	Yamaha TZ250 Rev. Remscheid	1:48.112	4	9.825	0.777	7	120.48
10	41	Jens Bebiolka	Aprilia RSW250 Wremen	1:49.645	10	11.358	1.533	11	118.79
11	78	David Laudemilch	Yamaha TZ250 Berlin	1:50.633	8	12.346	0.988	10	117.73
12	35	Franko Piesner	Honda RS250 Hermsdorf	1:51.159	2	12.872	0.526	2	117.17
13	55	Gerd Schumacher	Yamaha TZ250 Rev. Darmstadt	1:51.578	9	13.291	0.419	11	116.73

IGK 125 ccm

Pl.	Nr.	Name / Bewerber	Motorrad / CITY	Schnellste	In	Diff.	Diff	Rnd	Km/h
1	88	Reiner Scheidhauer	Honda RS125 Saarbrücken	1:41.860	7			10	127.87

Schnellste Runde : 1:37.513 in Runde 8 durch nr. 3 : Jörg Schöllhorn (ROC Yamaha YZR500 V4)

Aushangzeit

Ergebnisse und Rundenzeiten : www.raceresults.at

Zeitnahme durch : SDO SportTiming

Ausdruckzeit : 06-05-2016 - 17:13

Rennleiter	Steward	Zeitmessung	DMSB
Heinrich Schmidt	Christian T. Schneider	Bernd Jung	
Seite 1 von 3			

SUPERBIKE-IDM V2 ADAC Siegerlandpreis

MSC Freies Grund e.V. im ADAC

S-02/16, FIM EMN 10/157, IMV 191/52

IG Königsklasse - Qualifying 1

6 - 8 May 2016
Nürburgring Kurz - 3618 mtr.

2	91	Micky Winkler	Honda RS125R Schleiz	1:42.961	9	1.101	1.101	12	126.50
3	98	Adrian Hähle	Honda RS125R Lugau	1:43.002	7	1.142	0.041	11	126.45
4	122	Chris Meyer	Honda RS125R Reinsdorf	1:44.270	9	2.410	1.268	11	124.91
5	133	Miguel Correia	KTM FRR125 Züidlarén	1:44.569	9	2.709	0.299	9	124.56
6	102	Robrecht Roosen	Honda RS125R Gingelom	1:45.608	9	3.748	1.039	11	123.33
7	110	Karl Johann	RTS 125 Freilassing	1:45.843	9	3.983	0.235	10	123.06
8	120	Boris Pütz	Honda RS125 Fürth	1:45.927	8	4.067	0.084	11	122.96
9	85	Peter Seydel	Honda RS125R Hofheim-Wallau	1:47.545	10	5.685	1.618	11	121.11

IGK Serie 250 ccm

Pl.	Nr.	Name / Bewerber	Motorrad / CITY	Schnellste	In	Diff.	Diff	Rnd	Km/h
1	283	Daniel Wolf	Aprilia RS250 Hambrücken	1:41.862	4			12	127.87
2	208	Daniel Kämmerling	FRP Aprilia RS250 Düsseldorf	1:43.122	9	1.260	1.260	12	126.30
3	228	Heiko Senkel	Aprilia RS250 Lienen	1:43.683	5	1.821	0.561	7	125.62
4	206	Jörg Eberhardt	Aprilia RS250 Berlin	1:44.093	8	2.231	0.410	11	125.13
5	219	Christof Schäfer	EMS Aprilia RS 250 Weitefeld	1:46.098	9	4.236	2.005	10	122.76
6	214	Christian Kühn	Aprilia RS250	1:47.249	7	5.387	1.151	10	121.44
7	225	Dirk Broecheler	Aprilia RS250 Simmerath	1:48.933	5	7.071	1.684	10	119.57
8	216	Till Obert	Aprilia RS250 Gemünden	1:49.623	3	7.761	0.690	11	118.81
9	247	Andreas Lindberg	Aprilia RS250 Regensburg	1:54.175	5	12.313	4.552	5	114.08
10	269	Marc Hacker	Aprilia RS250 Frankfurt	1:54.287	6	12.425	0.112	9	113.97
11	210	Michael Kahmann	Aprilia RS250 Werther	1:55.365	5	13.503	1.078	5	112.90
12	202	Ingardia Vito	Aprilia RS250 Timmendorfer Str.	1:56.677	6	14.815	1.312	10	111.63
13	217	Uto Haag	Suzuki RGV250 Wehrheim	2:08.354	8	26.492	11.677	9	101.48

Schnellste Runde : 1:37.513 in Runde 8 durch nr. 3 : Jörg Schöllhorn (ROC Yamaha YZR500 V4)

Aushangzeit

Ergebnisse und Rundenzeiten : www.raceresults.at

Zeitnahme durch : SDO SportTiming

Ausdruckzeit : 06-05-2016 - 17:13

Rennleiter	Steward	Zeitmessung	DMSB
Heinrich Schmidt	Christian T. Schneider	Bernd Jung	
Seite 2 von 3			

SUPERBIKE-IDM V2 ADAC Siegerlandpreis

MSC Freies Grund e.V. im ADAC

S-02/16, FIM EMN 10/157, IMV 191/52

IG Königsklasse - Qualifying 1

6 - 8 May 2016

Nürburgring Kurz - 3618 mtr.

Bike # 247, # 51, # 133, Transponder prüfen
Bike # 34 Startnummer seitlich klar lesbar machen

Schnellste Runde : 1:37.513 in Runde 8 durch nr. 3 : Jörg Schöllhorn (ROC Yamaha YZR500 V4)

Aushangzeit

Ergebnisse und Rundenzeiten : www.raceresults.at

Zeitnahme durch : SDO SportTiming

Ausdruckzeit : 06-05-2016 - 17:13

Rennleiter	Steward	Zeitmessung	DMSB
Heinrich Schmidt	Christian T. Schneider	Bernd Jung	
Seite 3 von 3			

SUPERBIKE-IDM V2 ADAC Siegerlandpreis
MSC Freies Grund e.V. im ADAC

S-02710, FIM EMIN 10/157, IMV
101/50

IG Königsklasse - Qualifying 1
Rundezeiten

6 - 8 May 2016
Nürburgring Kurz - 3618 mtr.

Nr.	Name	Rnd	Runde	Lap ..1	Lap ..2	Lap ..3	Lap ..4	Lap ..5	Lap ..6	Lap ..7	Lap ..8	Lap ..9	Lap ..0
3	Jörg Schöllhorn	11	1 - 10	1:48.562	1:44.489	1:42.875	1:39.837	1:39.847	1:38.593	1:40.133	1:37.513	1:38.455	1:38.086
			11 - 20	1:59.736									
44	Andreas Götti	12	1 - 10	1:48.420	1:43.235	1:39.875	1:40.344	1:40.639	1:38.865	1:39.690	1:38.287	1:41.460	1:38.489
			11 - 20	1:39.308	1:53.159								
61	Mike Vökt	11	1 - 10	1:45.234	1:41.898	1:39.995	1:41.840	1:39.737	1:38.721	1:40.231	1:40.037	1:38.661	1:39.502
			11 - 20	1:40.016									
45	Heinz Scheidt	9	1 - 10	2:07.103	1:42.228	1:41.183	1:41.574	1:40.411	1:40.051	1:40.654	1:45.413	1:54.571	
49	Carsten Schröter	9	1 - 10	1:52.389	1:43.389	1:41.549	1:40.830	1:41.126	1:42.063	1:40.911	1:42.515	1:51.906	
88	Reiner Scheidhauer	10	1 - 10	1:54.110	1:45.805	1:44.191	1:58.368	2:27.484	1:42.878	1:41.860	1:42.907	1:42.372	2:46.659
283	Daniel Wolf	12	1 - 10	1:47.558	1:43.407	1:42.656	1:41.862	1:43.194	1:42.338	1:42.767	1:42.400	1:42.344	1:42.171
			11 - 20	1:42.865	1:50.261								
91	Micky Winkler	12	1 - 10	1:53.084	1:48.687	1:44.403	1:44.580	1:44.384	1:44.030	1:43.756	1:43.342	1:42.961	1:43.283
			11 - 20	1:44.707	1:45.742								
98	Adrian Hähle	11	1 - 10	1:53.234	1:48.381	1:45.236	1:43.679	1:43.426	1:44.281	1:43.002	1:47.308	1:43.616	1:44.615
			11 - 20	1:57.629									
208	Daniel Kämmerling	12	1 - 10	1:46.436	1:45.825	1:45.049	1:44.606	1:45.919	1:44.260	1:43.424	1:43.580	1:43.122	1:43.477
			11 - 20	1:43.446	2:11.381								
30	Henrik Hoch	11	1 - 10	1:48.091	1:45.461	1:46.964	1:45.068	1:44.804	1:44.910	1:44.271	1:43.651	1:43.815	1:43.256
			11 - 20	1:43.615									
228	Heiko Senkel	7	1 - 10	1:53.279	1:45.852	1:44.613	1:46.104	1:43.683	1:44.819	2:01.024			
206	Jörg Eberhardt	11	1 - 10	1:53.793	1:48.181	1:46.225	1:46.648	1:45.129	1:44.740	1:44.721	1:44.093	1:45.237	1:46.684
			11 - 20	1:47.637									
122	Chris Meyer	11	1 - 10	1:56.104	1:50.443	1:48.998	1:47.328	1:47.780	1:46.042	1:45.526	1:45.293	1:44.270	1:44.777
			11 - 20	1:45.481									
133	Miguel Correi	9	1 - 10	1:52.823	1:48.700	1:46.408	1:45.808	1:45.323	1:45.089	4:16.956	1:44.687	1:44.569	
1	Wolfgang-Rolf Becker	10	1 - 10	2:00.995	1:54.889	1:51.382	1:47.983	1:49.971	1:45.523	1:47.377	1:47.203	1:45.411	1:45.400
74	Werner Cvetko	10	1 - 10	1:49.856	1:48.568	1:46.727	1:46.083	1:50.935	1:47.827	1:50.019	1:47.417	1:45.437	1:58.795
51	Marcel Mendel	4	1 - 10	1:46.674	1:47.786	6:15.906	1:45.529						
102	Robrecht Roosen	11	1 - 10	1:53.688	1:47.746	1:48.664	1:48.045	1:46.111	1:48.845	1:47.899	1:46.511	1:45.608	1:45.741
			11 - 20	1:46.058									
110	Karl Johann	10	1 - 10	1:51.366	1:47.726	1:47.117	1:49.186	1:46.694	1:48.935	1:47.731	1:46.599	1:45.843	2:04.582
120	Boris Pütz	11	1 - 10	1:52.220	1:49.606	1:47.210	1:47.037	1:48.198	1:47.750	1:47.112	1:45.927	1:45.954	1:47.230
			11 - 20	1:47.451									
219	Christof Schäfer	10	1 - 10	1:49.312	1:49.484	1:47.117	1:47.914	1:47.582	2:00.647	2:00.512	1:46.396	1:46.098	2:14.063
2	Jac v. d. Elsen	11	1 - 10	1:58.255	1:51.591	1:48.598	1:49.506	1:48.371	1:46.730	1:48.040	1:47.302	1:48.580	1:48.873
			11 - 20	1:49.178									

SUPERBIKE-IDM V2 ADAC Siegerlandpreis
MSC Freies Grund e.V. im ADAC

5-02/10, FIM EMIN 10/15/1, TMV
101/50

IG Königsklasse - Qualifying 1
Rundezeiten

6 - 8 May 2016
Nürburgring Kurz - 3618 mtr.

Nr.	Name	Rnd	Runde	Lap ..1	Lap ..2	Lap ..3	Lap ..4	Lap ..5	Lap ..6	Lap ..7	Lap ..8	Lap ..9	Lap ..0
214	Christian Kühn	10	1 - 10	1:55.767	1:50.272	1:50.133	1:49.710	1:49.017	1:48.408	1:47.249	1:47.613	1:48.661	1:47.610
34	Peter Schulte-Wien	8	1 - 10	1:52.009	1:49.420	1:48.210	1:49.703	1:47.385	1:47.335	1:48.280	2:07.068		
85	Peter Seydel	11	1 - 10	1:55.821	1:49.244	1:48.564	1:48.573	1:50.053	1:49.681	1:48.320	1:47.776	1:48.106	1:47.545
			11 - 20	1:47.837									
75	Wolfgang Fleck	7	1 - 10	1:56.132	1:50.736	1:48.419	1:48.112	1:48.294	1:48.582	2:06.269			
225	Dirk Broecheler	10	1 - 10	2:14.391	1:50.797	1:52.655	1:49.766	1:48.933	1:49.190	1:50.687	1:51.658	1:50.656	1:49.736
216	Till Obert	11	1 - 10	1:51.432	1:51.482	1:49.623	1:50.075	1:49.649	1:52.498	1:52.032	1:50.886	1:51.667	1:50.753
			11 - 20	1:53.293									
41	Jens Bebiolka	11	1 - 10	1:56.340	1:53.376	1:53.332	1:54.481	1:52.924	1:51.579	1:51.933	1:50.529	1:49.761	1:49.645
			11 - 20	1:52.389									
78	David Laudermilch	10	1 - 10	1:55.533	1:52.763	1:51.059	1:52.519	1:53.593	1:52.989	1:50.885	1:50.633	1:50.672	2:17.654
35	Franko Piesner	2	1 - 10	1:52.563	1:51.159								
55	Gerd Schumacher	11	1 - 10	2:00.836	1:56.813	1:54.118	1:53.103	1:53.622	1:53.979	1:52.099	1:53.325	1:51.578	1:51.646
			11 - 20	1:54.574									
247	Andreas Lindberg	5	1 - 10	1:56.898	1:56.878	1:55.232	1:55.483	1:54.175					
269	Marc Hacker	9	1 - 10	2:02.164	1:57.610	1:56.234	1:54.813	1:54.416	1:54.287	2:07.175	2:52.575	1:57.976	
210	Michael Kahmann	5	1 - 10	2:20.963	9:14.340	1:58.198	1:56.124	1:55.365					
202	Ingardia Vito	10	1 - 10	2:07.845	2:03.246	2:00.108	1:59.030	1:57.588	1:56.677	1:57.638	2:05.999	1:58.440	2:39.133
217	Uto Haag	9	1 - 10	2:17.953	2:14.840	2:13.840	2:10.552	2:10.599	2:10.787	2:10.799	2:08.354	2:08.558	

SUPERBIKE-IDM V2 ADAC Siegerlandpreis
MSC Freies Grund e.V. im ADAC

S-027 10, FIM EMIN 10/157, TIMV
101/50

IG Königsklasse - Qualifying 1

6 - 8 May 2016

Runden und Sektoren Zeiten

Nürburgring Kurz - 3618 mtr.

1 Wolfgang-Rolf Becker										HARRIS Yam. YZR500 V4										
lap	Sect-1	Speed	Sect-2	Speed	Sect-3	Speed	TopSpeed	laptime	pit	lap	Sect-1	Speed	Sect-2	Speed	Sect-3	Speed	Topspeed	laptime	pit	
1	Out	96.4	29.644	188.5	26.458			2:00.995		6	56.114	119.2	<u>25.974</u>	<u>230.9</u>	<u>23.435</u>	0.6			1:45.523	
2	1:01.945	105.7	27.955	202.8	24.989	0.5		1:54.889		7	57.085	<u>124.4</u>	26.643	223.7	23.649	0.6			1:47.377	
3	59.164	117.6	27.956	206.5	24.262	0.5		1:51.382		8	56.790	121.1	26.709	221.5	23.704	0.6			1:47.203	
4	57.107	112.4	26.684	218.2	24.192	0.6		1:47.983		9	55.502	119.5	26.040	222.0	23.869	0.6			1:45.411	
5	58.631	108.4	26.696	216.1	24.644	0.6		1:49.971		10	55.312	113.9	26.065	217.4	24.023	0.6			1:45.400	

2 Jac v. d. Elsen										Honda RS500										
lap	Sect-1	Speed	Sect-2	Speed	Sect-3	Speed	TopSpeed	laptime	pit	lap	Sect-1	Speed	Sect-2	Speed	Sect-3	Speed	Topspeed	laptime	pit	
1	Out	103.3	28.637	203.2	25.766			1:58.255		7	57.145	115.1	26.891	219.0	24.004	0.6			1:48.040	
2	59.619	115.8	27.436	215.7	24.536	0.5		1:51.591		8	56.404	116.6	27.100	216.1	23.798	0.6			1:47.302	
3	57.793	116.1	26.946	215.3	23.859	0.6		1:48.598		9	57.851	<u>117.4</u>	26.683	217.8	24.046	0.6			1:48.580	
4	58.353	106.8	27.238	214.9	23.915	0.6		1:49.506		10	57.192	98.3	27.647	213.3	24.034	0.6			1:48.873	
5	56.956	112.7	27.852	215.3	<u>23.563</u>	0.6		1:48.371		11	56.822	117.0	<u>26.480</u>	<u>219.8</u>	25.876	0.6			1:49.178	
6	56.235	116.6	26.647	216.1	23.848	0.6		<u>1:46.730</u>		12										

3 Jörg Schöllhorn										ROC Yamaha YZR500 V4										
lap	Sect-1	Speed	Sect-2	Speed	Sect-3	Speed	TopSpeed	laptime	pit	lap	Sect-1	Speed	Sect-2	Speed	Sect-3	Speed	Topspeed	laptime	pit	
1	Out	116.5	26.719	196.9	24.198			1:48.562		7	53.503	123.3	24.603	235.1	22.027	0.6			1:40.133	
2	56.779	122.4	25.172	224.1	22.538	0.6		1:44.489		8	51.427	124.4	24.223	238.5	21.863	0.6			<u>1:37.513</u>	
3	55.306	122.6	25.480	234.1	22.089	0.6		1:42.875		9	52.080	<u>133.0</u>	24.656	231.8	<u>21.719</u>	0.6			1:38.455	
4	53.185	125.1	24.495	222.0	22.157	0.6		1:39.837		10	51.809	110.8	24.290	227.2	21.987	0.6			1:38.086	
5	53.222	129.5	24.780	231.8	21.845	0.6		1:39.847		11	51.983	128.7	<u>24.179</u>	<u>241.5</u>	In				1:59.736	P
6	51.745	127.5	24.950	238.5	21.898	0.6		1:38.593		12										

30 Henrik Hoch										Honda RS250										
lap	Sect-1	Speed	Sect-2	Speed	Sect-3	Speed	TopSpeed	laptime	pit	lap	Sect-1	Speed	Sect-2	Speed	Sect-3	Speed	Topspeed	laptime	pit	
1	Out	111.9	26.373	216.5	25.286			1:48.091		7	55.141	114.8	26.443	214.9	22.687	0.6			1:44.271	
2	55.728	114.6	26.147	<u>220.7</u>	23.586	0.6		1:45.461		8	54.800	116.1	26.404	212.5	<u>22.447</u>	0.6			1:43.651	
3	56.952	113.1	26.375	219.4	23.637	0.6		1:46.964		9	54.637	115.0	<u>26.140</u>	215.7	23.038	0.6			1:43.815	
4	55.420	111.9	26.748	212.5	22.900	0.6		1:45.068		10	54.106	115.8	26.391	213.3	22.759	0.6			<u>1:43.256</u>	
5	55.560	113.3	26.400	214.1	22.844	0.6		1:44.804		11	54.826	115.5	26.246	214.5	22.543	0.6			1:43.615	
6	55.648	<u>116.8</u>	26.477	214.9	22.785	0.6		1:44.910		12										

34 Peter Schulte-Wien										Honda RS250										
lap	Sect-1	Speed	Sect-2	Speed	Sect-3	Speed	TopSpeed	laptime	pit	lap	Sect-1	Speed	Sect-2	Speed	Sect-3	Speed	Topspeed	laptime	pit	
1	58.335	112.7	27.743	184.6	25.931	0.5		1:52.009		5	56.416	114.8	<u>26.966</u>	200.3	24.003	0.6			1:47.385	
2	58.106	<u>115.9</u>	27.365	<u>211.4</u>	<u>23.949</u>	0.6		1:49.420		6	56.142	114.5	26.985	209.8	24.208	0.6			<u>1:47.335</u>	
3	57.198	114.6	27.027	210.2	23.985	0.6		1:48.210		7	56.887	113.7	26.966	206.8	24.427	0.6			1:48.280	
4	56.616	114.0	28.160	191.0	24.927	0.6		1:49.703		8	57.196	115.0	27.489	203.9	In				2:07.068	P

35 Franko Piesner										Honda RS250										
lap	Sect-1	Speed	Sect-2	Speed	Sect-3	Speed	TopSpeed	laptime	pit	lap	Sect-1	Speed	Sect-2	Speed	Sect-3	Speed	Topspeed	laptime	pit	
1	Out	112.9	28.243	<u>207.6</u>	25.249			1:52.563		2	58.931	<u>114.3</u>	<u>27.338</u>	<u>207.6</u>	<u>24.890</u>	0.6			1:51.159	

41 Jens Bebiolka										Aprilia RSW250										
lap	Sect-1	Speed	Sect-2	Speed	Sect-3	Speed	TopSpeed	laptime	pit	lap	Sect-1	Speed	Sect-2	Speed	Sect-3	Speed	Topspeed	laptime	pit	
1	Out	113.3	28.527	206.5	25.806			1:56.340		7	58.891	113.1	28.131	209.5	24.911	0.5			1:51.933	
2	59.619	113.9	28.089	206.5	25.668	0.5		1:53.376		8	58.365	114.2	<u>27.504</u>	214.1	24.660	0.6			1:50.529	
3	59.698	111.0	28.204	211.4	25.430	0.5		1:53.332		9	57.491	115.3	27.559	<u>216.5</u>	24.711	0.6			1:49.761	
4	1:00.002	111.0	28.746	193.9	25.733	0.5		1:54.481		10	57.402	115.4	27.641	205.7	<u>24.602</u>	0.6			<u>1:49.645</u>	
5	59.652	112.6	28.320	195.9	24.952	0.5		1:52.924		11	58.599	116.0	27.695	204.3	26.095	0.5			1:52.389	
6	59.033	<u>116.4</u>	27.735	211.8	24.811	0.5		1:51.579		12										

44 Andreas Götti										Honda RS250										
lap	Sect-1	Speed	Sect-2	Speed	Sect-3	Speed	TopSpeed	laptime	pit	lap	Sect-1	Speed	Sect-2	Speed	Sect-3	Speed	Topspeed	laptime	pit	
1	Out	115.6	26.595	223.7	23.293			1:48.420		7	52.914	124.1	24.378	234.1	22.398	0.6			1:39.690	
2	54.539	124.0	26.399	203.5	22.297	0.6		1:43.235		8	52.483	<u>129.8</u>	<u>24.349</u>	<u>242.0</u>	<u>21.455</u>	0.6			<u>1:38.287</u>	
3	53.209	123.9	24.716	235.6	21.950	0.6		1:39.875		9	54.478	128.1	24.663	232.3	22.319	0.6			1:41.460	
4	52.571	123.1	24.767	233.2	23.006	0.6		1:40.344		10	51.735	127.1	24.576	237.0	22.178	0.6			1:38.489	
5	53.522	125.3	24.816	237.5	22.301	0.6		1:40.639		11	53.178	127.2	24.517	240.0	21.613	0.6			1:39.308	
6	52.036	128.1	25.010	220.7	21.819	0.6		1:38.865		12	53.445	125.0	25.236	198.6	In				1:53.159	P

SUPERBIKE-IDM V2 ADAC Siegerlandpreis
MSC Freies Grund e.V. im ADAC

S-027 10, FIM EMIN 10/157, TIMV
101/50

IG Königsklasse - Qualifying 1
Runden und Sektoren Zeiten

6 - 8 May 2016
Nürburgring Kurz - 3618 mtr.

45 Heinz Scheidt										Aprilia RS250										
lap	Sect-1	Speed	Sect-2	Speed	Sect-3	Speed	TopSpeed	laptime	pit	lap	Sect-1	Speed	Sect-2	Speed	Sect-3	Speed	Topspeed	laptime	pit	
1	Out	98.2	26.839	212.5	23.964			2:07.103		6	53.026	121.9	<u>24.961</u>	226.3	<u>22.064</u>	0.6			1:40.051	
2	53.863	120.7	25.557	226.8	22.808	0.6		1:42.228		7	52.987	121.8	25.383	224.1	22.284	0.6			1:40.654	
3	53.344	122.0	25.239	226.3	22.600	0.6		1:41.183		8	56.306	122.6	25.657	<u>228.1</u>	23.450	0.6			1:45.413	
4	53.446	121.3	26.055	225.0	22.073	0.6		1:41.574		9	54.517	116.3	25.615	<u>228.1</u>	In				1:54.571	P
5	53.166	<u>122.9</u>	25.064	225.4	22.181	0.6		1:40.411		10										

49 Carsten Schröter										Yamaha TZ250										
lap	Sect-1	Speed	Sect-2	Speed	Sect-3	Speed	TopSpeed	laptime	pit	lap	Sect-1	Speed	Sect-2	Speed	Sect-3	Speed	Topspeed	laptime	pit	
1	Out	112.1	27.235	221.1	24.204			1:52.389		6	52.997	123.9	26.091	227.7	22.975	0.6			1:42.063	
2	54.779	123.7	25.623	230.4	22.987	0.6		1:43.389		7	52.295	122.9	26.057	<u>233.2</u>	22.559	0.6			1:40.911	
3	53.543	122.3	25.543	229.0	22.463	0.6		1:41.549		8	54.406	<u>124.6</u>	25.763	230.9	<u>22.346</u>	0.6			1:42.515	
4	53.054	124.4	25.339	229.0	22.437	0.6		<u>1:40.830</u>		9	52.706	122.4	25.601	229.9	In				1:51.906	P
5	53.506	124.3	<u>25.189</u>	232.7	22.431	0.6		1:41.126		10										

51 Marcel Mendel										Yamaha TZ250										
lap	Sect-1	Speed	Sect-2	Speed	Sect-3	Speed	TopSpeed	laptime	pit	lap	Sect-1	Speed	Sect-2	Speed	Sect-3	Speed	Topspeed	laptime	pit	
1								1:46.674		3	<u>5:25.741</u>	121.6	26.683	211.0	23.482				6:15.906	P
2								1:47.786		4	56.881	<u>124.4</u>	<u>25.960</u>	<u>220.7</u>	<u>22.688</u>	0.6			1:45.529	

55 Gerd Schumacher										Yamaha TZ250 Rev.										
lap	Sect-1	Speed	Sect-2	Speed	Sect-3	Speed	TopSpeed	laptime	pit	lap	Sect-1	Speed	Sect-2	Speed	Sect-3	Speed	Topspeed	laptime	pit	
1	Out	94.7	28.683	211.8	25.145			2:00.836		7	1:00.121	107.8	27.283	214.1	24.695	0.5			1:52.099	
2	1:02.598	100.7	29.111	196.6	25.104	0.5		1:56.813		8	1:01.099	<u>116.0</u>	27.531	215.3	24.695	0.5			1:53.325	
3	1:01.448	104.1	28.062	<u>216.9</u>	24.608	0.5		1:54.118		9	59.624	108.8	27.754	216.1	24.200	0.5			<u>1:51.578</u>	
4	1:00.537	101.2	28.001	206.5	24.565	0.5		1:53.103		10	59.883	115.6	27.620	214.1	<u>24.143</u>	0.5			1:51.646	
5	1:00.704	103.5	28.000	213.7	24.918	0.5		1:53.622		11	1:00.835	115.6	<u>27.267</u>	214.5	26.472	0.5			1:54.574	
6	1:01.084	106.2	28.262	211.0	24.633	0.5		1:53.979		12										

61 Mike Vökt										Yamaha TZ250										
lap	Sect-1	Speed	Sect-2	Speed	Sect-3	Speed	TopSpeed	laptime	pit	lap	Sect-1	Speed	Sect-2	Speed	Sect-3	Speed	Topspeed	laptime	pit	
1	Out	114.8	26.857	216.9	23.247			1:45.234		7	53.515	122.7	24.793	<u>233.7</u>	21.923	0.6			1:40.231	
2	53.235	117.9	25.590	226.3	23.073	0.6		1:41.898		8	52.388	<u>125.1</u>	24.743	223.7	22.906	0.6			1:40.037	
3	53.220	119.6	24.958	231.8	21.817	0.6		1:39.995		9	52.327	121.8	<u>24.636</u>	<u>233.7</u>	<u>21.698</u>	0.6			<u>1:38.661</u>	
4	53.237	112.9	26.526	224.1	22.077	0.6		1:41.840		10	52.304	117.3	25.334	223.7	21.864	0.6			1:39.502	
5	52.664	119.1	24.914	219.8	22.159	0.6		1:39.737		11	52.576	122.4	24.910	229.9	22.530	0.6			1:40.016	
6	52.077	122.2	24.696	230.9	21.948	0.6		1:38.721		12										

74 Werner Cvetko										Honda RS250										
lap	Sect-1	Speed	Sect-2	Speed	Sect-3	Speed	TopSpeed	laptime	pit	lap	Sect-1	Speed	Sect-2	Speed	Sect-3	Speed	Topspeed	laptime	pit	
1	Out	116.0	27.807	206.5	24.358			1:49.856		6	57.207	118.7	26.514	214.9	24.106	0.6			1:47.827	
2	58.199	120.1	26.559	213.3	23.810	0.6		1:48.568		7	57.796	118.0	27.667	209.8	24.556	0.6			1:50.019	
3	56.952	<u>121.2</u>	<u>26.150</u>	<u>218.6</u>	23.625	0.6		1:46.727		8	57.410	<u>121.2</u>	26.300	217.4	23.707	0.6			1:47.417	
4	56.130	120.8	26.373	208.7	23.580	0.6		1:46.083		9	55.863	120.7	26.216	<u>218.6</u>	<u>23.358</u>	0.6			<u>1:45.437</u>	
5	57.985	120.1	28.005	203.5	24.945	0.6		1:50.935		10	56.175	118.8	27.148	218.2	In				1:58.795	P

75 Wolfgang Fleck										Yamaha TZ250 Rev.										
lap	Sect-1	Speed	Sect-2	Speed	Sect-3	Speed	TopSpeed	laptime	pit	lap	Sect-1	Speed	Sect-2	Speed	Sect-3	Speed	Topspeed	laptime	pit	
1	Out	101.7	28.566	195.6	24.745			1:56.132		5	57.291	110.5	27.574	199.3	23.429	0.6			1:48.294	
2	58.941	110.2	27.672	201.0	24.123	0.6		1:50.736		6	57.134	105.8	27.691	201.4	23.757	0.6			1:48.582	
3	57.414	110.1	27.604	<u>204.3</u>	<u>23.401</u>	0.6		1:48.419		7	56.418	<u>115.4</u>	<u>27.375</u>	178.6	In				2:06.269	P
4	56.805	112.6	27.495	195.3	23.812	0.6		<u>1:48.112</u>		8										

78 David Laudermilch										Yamaha TZ250										
lap	Sect-1	Speed	Sect-2	Speed	Sect-3	Speed	TopSpeed	laptime	pit	lap	Sect-1	Speed	Sect-2	Speed	Sect-3	Speed	Topspeed	laptime	pit	
1	Out	107.4	29.367	197.3	25.784			1:55.533		6	57.972	107.7	29.232	180.3	25.785	0.5			1:52.989	
2	58.736	109.2	28.419	202.1	25.608	0.5		1:52.763		7	58.478	99.8	28.105	204.3	<u>24.302</u>	0.6			1:50.885	
3	57.822	107.7	28.431	209.1	24.806	0.6		1:51.059		8	58.757	107.5	<u>27.362</u>	204.6	24.514	0.6			<u>1:50.633</u>	
4	58.631	104.3	28.716	182.0	25.172	0.5		1:52.519		9	57.818	<u>111.1</u>	27.969	<u>212.9</u>	24.885	0.6			1:50.672	
5	59.524	97.7	29.235	177.5	24.834	0.5		1:53.593		10	57.742	105.7	40.172	132.3	In				2:17.654	P

SUPERBIKE-IDM V2 ADAC Siegerlandpreis
MSC Freies Grund e.V. im ADAC

3-02/10, FIM EMIN 10/15/1, TMV
101/50

IG Königsklasse - Qualifying 1

6 - 8 May 2016

Runden und Sektoren Zeiten

Nürburgring Kurz - 3618 mtr.

85 Peter Seydel									Honda RS125R										
lap	Sect-1	Speed	Sect-2	Speed	Sect-3	Speed	TopSpeed	laptime	pit	lap	Sect-1	Speed	Sect-2	Speed	Sect-3	Speed	Topspeed	laptime	pit
1	Out	106.1	29.850	175.9	26.568			1:55.821		7	56.997	111.8	27.389	199.0	23.934	0.6		1:48.320	
2	57.538	111.0	27.565	195.6	24.141	0.6		1:49.244		8	56.608	110.2	27.376	197.6	23.792	0.6		1:47.776	
3	57.124	109.8	27.641	197.9	23.799	0.6		1:48.564		9	56.891	111.2	27.534	197.9	23.681	0.6		1:48.106	
4	57.073	109.5	27.587	194.6	23.913	0.6		1:48.573		10	56.209	111.5	27.594	197.9	23.742	0.6		1:47.545	
5	57.533	110.7	28.594	193.9	23.926	0.6		1:50.053		11	56.340	113.0	27.771	195.3	23.726	0.6		1:47.837	
6	56.962	107.4	28.760	195.3	23.959	0.6		1:49.681		12									

88 Reiner Scheidhauer									Honda RS125										
lap	Sect-1	Speed	Sect-2	Speed	Sect-3	Speed	TopSpeed	laptime	pit	lap	Sect-1	Speed	Sect-2	Speed	Sect-3	Speed	Topspeed	laptime	pit
1	Out	100.4	28.216	205.7	23.995			1:54.110		6	54.269	117.0	25.885	210.6	22.724	0.6		1:42.878	
2	56.575	118.0	26.328	213.7	22.902	0.6		1:45.805		7	53.669	119.1	25.572	213.3	22.619	0.6		1:41.860	
3	54.677	117.9	25.969	202.1	23.545	0.6		1:44.191		8	54.310	118.0	25.911	215.3	22.686	0.6		1:42.907	
4	55.875	113.8	26.588	210.6	In			1:58.368 P		9	53.726	119.1	25.996	214.1	22.650	0.6		1:42.372	
5	Out	115.8	26.051	212.9	22.834			2:27.484		10	55.410	117.5	27.269	188.9	In			2:46.659 P	

91 Micky Winkler									Honda RS125R										
lap	Sect-1	Speed	Sect-2	Speed	Sect-3	Speed	TopSpeed	laptime	pit	lap	Sect-1	Speed	Sect-2	Speed	Sect-3	Speed	Topspeed	laptime	pit
1	Out	114.9	28.399	190.4	25.429			1:53.084		7	54.296	116.1	26.236	204.6	23.224	0.6		1:43.756	
2	58.443	115.4	26.631	202.5	23.613	0.6		1:48.687		8	54.562	117.1	26.188	202.5	22.592	0.6		1:43.342	
3	54.785	115.5	26.544	205.3	23.074	0.6		1:44.403		9	53.885	115.9	26.400	205.0	22.676	0.6		1:42.961	
4	54.440	113.8	26.439	201.4	23.701	0.6		1:44.580		10	54.095	114.3	26.419	203.2	22.769	0.6		1:43.283	
5	54.457	116.3	26.252	210.2	23.675	0.6		1:44.384		11	53.941	114.5	26.812	206.1	23.954	0.6		1:44.707	
6	54.434	114.2	26.521	201.8	23.075	0.6		1:44.030		12	53.662	117.9	26.356	197.3	25.724	0.6		1:45.742	

98 Adrian Hähle									Honda RS125R										
lap	Sect-1	Speed	Sect-2	Speed	Sect-3	Speed	TopSpeed	laptime	pit	lap	Sect-1	Speed	Sect-2	Speed	Sect-3	Speed	Topspeed	laptime	pit
1	Out	110.0	28.401	199.7	24.312			1:53.234		7	54.048	114.9	25.749	205.3	23.205	0.6		1:43.002	
2	56.684	116.0	27.586	200.0	24.111	0.6		1:48.381		8	56.142	112.0	27.783	201.4	23.383	0.6		1:47.308	
3	54.854	115.0	26.979	204.6	23.403	0.6		1:45.236		9	54.925	116.4	26.003	198.6	22.688	0.6		1:43.616	
4	55.336	115.1	26.082	204.3	22.261	0.6		1:43.679		10	54.257	116.9	25.808	204.3	24.550	0.6		1:44.615	
5	54.931	118.0	25.900	207.9	22.595	0.6		1:43.426		11	56.049	115.6	26.573	203.9	In			1:57.629 P	
6	54.827	116.8	26.526	200.3	22.928	0.6		1:44.281		12									

102 Robrecht Roosen									Honda RS125R										
lap	Sect-1	Speed	Sect-2	Speed	Sect-3	Speed	TopSpeed	laptime	pit	lap	Sect-1	Speed	Sect-2	Speed	Sect-3	Speed	Topspeed	laptime	pit
1	Out	109.0	27.724	197.3	24.171			1:53.688		7	57.659	114.2	26.556	199.7	23.684	0.6		1:47.899	
2	57.610	112.4	26.958	203.2	23.178	0.6		1:47.746		8	56.613	114.4	26.430	205.7	23.468	0.6		1:46.511	
3	57.499	111.7	26.891	202.1	24.274	0.6		1:48.664		9	55.839	114.9	26.496	203.2	23.273	0.6		1:45.608	
4	56.836	111.6	27.131	203.9	24.078	0.6		1:48.045		10	56.223	113.8	26.482	203.5	23.036	0.6		1:45.741	
5	56.045	114.3	26.828	199.3	23.238	0.6		1:46.111		11	55.980	111.9	26.741	197.3	23.337	0.6		1:46.058	
6	57.651	113.8	27.657	199.0	23.537	0.6		1:48.845		12									

110 Karl Johann									RTS 125										
lap	Sect-1	Speed	Sect-2	Speed	Sect-3	Speed	TopSpeed	laptime	pit	lap	Sect-1	Speed	Sect-2	Speed	Sect-3	Speed	Topspeed	laptime	pit
1	Out	109.4	27.536	201.8	24.102			1:51.366		6	57.899	111.8	27.491	202.1	23.545	0.6		1:48.935	
2	57.375	111.3	26.892	203.2	23.459	0.6		1:47.726		7	57.668	111.9	26.811	203.9	23.252	0.6		1:47.731	
3	57.150	113.8	26.550	199.0	23.417	0.6		1:47.117		8	56.945	113.8	26.375	206.5	23.279	0.6		1:46.599	
4	56.576	111.5	28.171	194.3	24.439	0.6		1:49.186		9	55.914	113.0	26.790	204.6	23.139	0.6		1:45.843	
5	56.175	112.1	27.133	203.9	23.386	0.6		1:46.694		10	55.638	112.4	27.223	200.7	In			2:04.582 P	

120 Boris Pütz									Honda RS125										
lap	Sect-1	Speed	Sect-2	Speed	Sect-3	Speed	TopSpeed	laptime	pit	lap	Sect-1	Speed	Sect-2	Speed	Sect-3	Speed	Topspeed	laptime	pit
1	Out	105.4	27.673	195.9	24.215			1:52.220		7	56.502	110.2	27.092	199.7	23.518	0.6		1:47.112	
2	58.313	106.1	27.311	201.0	23.982	0.6		1:49.606		8	55.852	110.0	27.017	202.1	23.058	0.6		1:45.927	
3	56.478	111.7	27.413	202.1	23.319	0.6		1:47.210		9	55.534	115.8	27.101	202.1	23.319	0.6		1:45.954	
4	56.044	109.1	27.088	202.1	23.905	0.6		1:47.037		10	55.753	107.8	27.444	200.3	24.033	0.6		1:47.230	
5	57.126	106.2	27.625	201.0	23.447	0.6		1:48.198		11	56.835	111.8	27.149	197.3	23.467	0.6		1:47.451	
6	56.180	115.8	27.697	197.9	23.873	0.6		1:47.750		12									

SUPERBIKE-IDM V2 ADAC Siegerlandpreis
MSC Freies Grund e.V. im ADAC

3-02/10, FIM EMIN 10/15/1, TIMV
101/50

IG Königsklasse - Qualifying 1

6 - 8 May 2016

Runden und Sektoren Zeiten

Nürburgring Kurz - 3618 mtr.

122 Chris Meyer										Honda RS125R									
lap	Sect-1	Speed	Sect-2	Speed	Sect-3	Speed	TopSpeed	laptime	pit	lap	Sect-1	Speed	Sect-2	Speed	Sect-3	Speed	Topspeed	laptime	pit
1	Out	94.2	29.364	189.5	24.818			1:56.104		7	55.483	114.0	26.707	205.0	23.336	0.6		1:45.526	
2	57.518	103.5	28.117	193.0	24.808	0.6		1:50.443		8	55.427	<u>116.4</u>	26.740	204.6	23.126	0.6		1:45.293	
3	57.682	112.0	27.249	207.2	24.067	0.6		1:48.998		9	54.595	112.4	<u>26.624</u>	208.7	<u>23.051</u>	0.6		<u>1:44.270</u>	
4	56.293	113.4	27.052	<u>209.1</u>	23.983	0.6		1:47.328		10	54.404	115.6	27.280	204.3	23.093	0.6		1:44.777	
5	56.448	114.3	27.416	205.0	23.916	0.6		1:47.780		11	55.733	113.9	26.653	203.9	23.095	0.6		1:45.481	
6	55.511	115.6	27.127	202.5	23.404	0.6		1:46.042		12									

133 Miguel Correia										KTM FRR125									
lap	Sect-1	Speed	Sect-2	Speed	Sect-3	Speed	TopSpeed	laptime	pit	lap	Sect-1	Speed	Sect-2	Speed	Sect-3	Speed	Topspeed	laptime	pit
1	1:00.967	115.1	27.179	205.3	24.677	0.5		1:52.823		6	55.359	115.3	26.406	205.7	<u>23.324</u>	0.6		1:45.089	
2	56.969	114.5	27.158	200.3	24.573	0.6		1:48.700		7	3:24.756	113.7	<u>27.821</u>	202.1	24.379	0.2		4:16.956 P	
3	56.209	115.6	26.768	205.3	23.431	0.6		1:46.408		8	54.679	<u>117.1</u>	26.426	206.8	23.582	0.6		1:44.687	
4	<u>55.440</u>	116.3	26.821	203.9	23.547	0.6		1:45.808		9	54.880	<u>117.1</u>	26.268	205.3	23.421	0.6		<u>1:44.569</u>	
5	55.026	116.4	26.722	201.4	23.575	0.6		1:45.323		10									

202 Ingardia Vito										Aprilia RS250									
lap	Sect-1	Speed	Sect-2	Speed	Sect-3	Speed	TopSpeed	laptime	pit	lap	Sect-1	Speed	Sect-2	Speed	Sect-3	Speed	Topspeed	laptime	pit
1	Out	83.5	32.910	186.1	29.678			2:07.845		6	1:00.723	<u>102.5</u>	29.792	184.6	<u>26.162</u>	0.5		<u>1:56.677</u>	
2	1:04.821	100.8	30.880	188.2	27.545	0.5		2:03.246		7	1:01.870	86.3	29.400	194.3	26.368	0.5		1:57.638	
3	1:01.957	96.9	30.911	189.8	27.240	0.5		2:00.108		8	1:09.493	101.3	30.276	191.4	26.230	0.5		2:05.999	
4	1:01.959	90.3	29.437	192.6	27.634	0.5		1:59.030		9	1:01.043	95.2	<u>28.944</u>	<u>196.3</u>	28.453	0.5		1:58.440	
5	1:01.351	99.5	29.904	192.0	26.333	0.5		1:57.588		10	1:17.813	83.3	34.170	135.1	In			2:39.133 P	

206 Jörg Eberhardt										Aprilia RS250									
lap	Sect-1	Speed	Sect-2	Speed	Sect-3	Speed	TopSpeed	laptime	pit	lap	Sect-1	Speed	Sect-2	Speed	Sect-3	Speed	Topspeed	laptime	pit
1	Out	105.0	27.787	197.9	25.576			1:53.793		7	55.182	115.5	26.313	205.0	23.226	0.6		1:44.721	
2	57.005	114.3	27.493	204.6	23.683	0.6		1:48.181		8	54.942	117.6	<u>26.065</u>	<u>206.1</u>	23.086	0.6		<u>1:44.093</u>	
3	55.817	113.9	27.093	203.9	23.315	0.6		1:46.225		9	54.645	<u>118.7</u>	27.013	<u>206.1</u>	23.579	0.6		1:45.237	
4	56.751	113.0	26.648	204.3	23.249	0.6		1:46.648		10	56.912	110.4	26.802	203.9	<u>22.970</u>	0.6		1:46.684	
5	55.326	116.0	26.364	203.9	23.439	0.6		1:45.129		11	55.144	114.9	26.773	199.7	25.720	0.6		1:47.637	
6	54.937	113.7	26.598	202.8	23.205	0.6		1:44.740		12									

208 Daniel Kämmerling										FRP Aprilia RS250									
lap	Sect-1	Speed	Sect-2	Speed	Sect-3	Speed	TopSpeed	laptime	pit	lap	Sect-1	Speed	Sect-2	Speed	Sect-3	Speed	Topspeed	laptime	pit
1	Out	113.2	27.122	<u>212.2</u>	24.454			1:46.436		7	54.198	117.9	26.396	209.5	22.830	0.6		1:43.424	
2	55.946	111.5	26.694	207.9	23.185	0.6		1:45.825		8	54.235	<u>120.0</u>	26.368	208.7	22.977	0.6		1:43.580	
3	55.267	116.4	26.601	210.6	23.181	0.6		1:45.049		9	53.940	119.1	<u>26.208</u>	211.4	22.974	0.6		<u>1:43.122</u>	
4	54.994	116.8	26.633	209.1	22.979	0.6		1:44.606		10	54.316	115.1	26.256	211.0	22.905	0.6		1:43.477	
5	55.384	115.4	27.331	211.0	23.204	0.6		1:45.919		11	54.212	115.8	26.492	210.6	<u>22.742</u>	0.6		1:43.446	
6	54.890	117.6	26.487	207.6	22.883	0.6		1:44.260		12	1:12.509	97.5	33.418	131.8	25.454	0.5		2:11.381	

210 Michael Kahmann										Aprilia RS250									
lap	Sect-1	Speed	Sect-2	Speed	Sect-3	Speed	TopSpeed	laptime	pit	lap	Sect-1	Speed	Sect-2	Speed	Sect-3	Speed	Topspeed	laptime	pit
1	Out	103.0	32.469	174.0	In			2:20.963 P		4	1:00.394	<u>108.1</u>	29.421	<u>190.7</u>	<u>26.309</u>	0.5		1:56.124	
2	Out	106.4	29.993	<u>190.7</u>	26.383			9:14.340		5	59.874	106.4	<u>29.167</u>	187.9	26.324	0.5		<u>1:55.365</u>	
3	1:01.150	106.3	29.723	187.0	27.325	0.5		1:58.198		6									

214 Christian Kühn										Aprilia RS250									
lap	Sect-1	Speed	Sect-2	Speed	Sect-3	Speed	TopSpeed	laptime	pit	lap	Sect-1	Speed	Sect-2	Speed	Sect-3	Speed	Topspeed	laptime	pit
1	Out	104.3	29.607	192.3	26.030			1:55.767		6	56.502	111.2	27.555	200.3	24.351	0.6		1:48.408	
2	57.470	108.4	28.169	197.6	24.633	0.6		1:50.272		7	56.037	111.9	<u>27.060</u>	199.0	<u>24.152</u>	0.6		<u>1:47.249</u>	
3	57.714	106.1	27.493	<u>201.0</u>	24.926	0.6		1:50.133		8	56.139	110.1	27.262	198.3	24.212	0.6		1:47.613	
4	57.005	<u>114.3</u>	27.769	198.3	24.936	0.6		1:49.710		9	55.265	112.6	27.536	198.3	25.860	0.6		1:48.661	
5	56.746	109.0	27.201	199.7	25.070	0.6		1:49.017		10	55.883	112.4	27.171	199.3	24.556	0.6		1:47.610	

216 Till Obert										Aprilia RS250									
lap	Sect-1	Speed	Sect-2	Speed	Sect-3	Speed	TopSpeed	laptime	pit	lap	Sect-1	Speed	Sect-2	Speed	Sect-3	Speed	Topspeed	laptime	pit
1	Out	101.0	28.889	183.7	24.626			1:51.432		7	58.535	103.8	28.389	184.9	25.108	0.5		1:52.032	
2	58.807	104.5	28.192	185.5	24.483	0.5		1:51.482		8	58.531	103.8	28.211	<u>187.0</u>	24.144	0.6		1:50.886	
3	57.474	106.0	28.251	184.9	<u>23.898</u>	0.6		<u>1:49.623</u>		9	58.766	103.5	28.641	183.7	24.260	0.5		1:51.667	
4	57.728	104.5	28.093	182.9	24.254	0.6		1:50.075		10	57.964	<u>108.0</u>	28.434	186.1	24.355	0.6		1:50.753	

SUPERBIKE-IDM V2 ADAC Siegerlandpreis
MSC Freies Grund e.V. im ADAC

3-02/10, FIM EMIN 10/15/1, TIMV
101/50

IG Königsklasse - Qualifying 1

6 - 8 May 2016

Runden und Sektoren Zeiten

Nürburgring Kurz - 3618 mtr.

5	57.653	105.7	<u>27.939</u>	183.7	24.057	0.6		1:49.649	11	57.858	105.9	28.250	186.1	27.185	0.5		1:53.293
6	59.497	100.2	28.601	182.9	24.400	0.5		1:52.498	12								

217 Uto Haag										Suzuki RGV250									
lap	Sect-1	Speed	Sect-2	Speed	Sect-3	Speed	TopSpeed	laptime	pit	lap	Sect-1	Speed	Sect-2	Speed	Sect-3	Speed	Topspeed	laptime	pit
1	Out	80.7	34.613	173.0	30.315			2:17.953		6	1:08.504	86.9	32.373	169.2	29.910	0.5		2:10.787	
2	1:12.303	93.3	32.824	179.7	29.713	0.5		2:14.840		7	1:09.031	93.9	32.156	172.5	29.612	0.5		2:10.799	
3	1:11.659	95.0	32.709	175.9	29.472	0.5		2:13.840		8	1:07.909	95.6	31.639	<u>182.6</u>	<u>28.806</u>	0.5		<u>2:08.354</u>	
4	1:09.234	95.0	32.146	171.4	29.172	0.5		2:10.552		9	1:08.084	<u>96.5</u>	<u>31.498</u>	181.7	28.976	0.5		2:08.558	
5	1:09.100	87.0	32.544	174.3	28.955	0.5		2:10.599		10									

219 Christof Schäfer										EMS Aprilia RS 250									
lap	Sect-1	Speed	Sect-2	Speed	Sect-3	Speed	TopSpeed	laptime	pit	lap	Sect-1	Speed	Sect-2	Speed	Sect-3	Speed	Topspeed	laptime	pit
1	Out	106.8	27.890	190.1	24.321			1:49.312		6	1:03.214	87.9	33.506	186.1	23.927	0.5		2:00.647	
2	57.675	106.9	28.194	191.7	23.615	0.6		1:49.484		7	56.858	107.6	38.882	152.6	24.772	0.5		2:00.512	
3	56.243	109.8	27.510	189.2	23.364	0.6		1:47.117		8	55.954	109.0	<u>27.158</u>	<u>193.3</u>	23.284	0.6		1:46.396	
4	56.683	110.7	27.872	192.3	23.359	0.6		1:47.914		9	55.671	110.5	27.264	188.5	<u>23.163</u>	0.6		<u>1:46.098</u>	
5	56.732	<u>111.3</u>	27.349	193.0	23.501	0.6		1:47.582		10	1:05.858	103.5	28.133	186.7	In			2:14.063	P

225 Dirk Broecheler										Aprilia RS250									
lap	Sect-1	Speed	Sect-2	Speed	Sect-3	Speed	TopSpeed	laptime	pit	lap	Sect-1	Speed	Sect-2	Speed	Sect-3	Speed	Topspeed	laptime	pit
1	Out	89.8	34.785	131.1	29.170			2:14.391		6	57.447	<u>110.1</u>	27.513	201.8	24.230	0.6		1:49.190	
2	58.057	109.1	28.360	202.8	24.380	0.6		1:50.797		7	58.789	108.4	<u>27.290</u>	<u>203.5</u>	24.608	0.6		1:50.687	
3	58.650	109.5	27.540	202.8	26.465	0.5		1:52.655		8	58.620	103.5	27.806	201.0	25.232	0.5		1:51.658	
4	57.771	109.5	27.749	202.8	24.246	0.6		1:49.766		9	58.504	106.4	27.660	200.3	24.492	0.6		1:50.656	
5	57.368	106.7	27.415	200.7	24.150	0.6		<u>1:48.933</u>		10	58.095	109.1	27.767	195.9	<u>23.874</u>	0.6		1:49.736	

228 Heiko Senkel										Aprilia RS250									
lap	Sect-1	Speed	Sect-2	Speed	Sect-3	Speed	TopSpeed	laptime	pit	lap	Sect-1	Speed	Sect-2	Speed	Sect-3	Speed	Topspeed	laptime	pit
1	Out	98.0	27.204	210.6	25.128			1:53.279		5	54.663	115.0	<u>25.960</u>	211.8	23.060	0.6		<u>1:43.683</u>	
2	55.746	115.1	26.316	212.2	23.790	0.6		1:45.852		6	55.325	<u>116.5</u>	26.193	210.6	23.301	0.6		1:44.819	
3	55.068	114.9	26.527	211.8	23.018	0.6		1:44.613		7	55.784	115.8	26.065	<u>212.9</u>	In			2:01.024	P
4	56.099	115.6	27.054	206.8	<u>22.951</u>	0.6		1:46.104		8									

247 Andreas Lindberg										Aprilia RS250									
lap	Sect-1	Speed	Sect-2	Speed	Sect-3	Speed	TopSpeed	laptime	pit	lap	Sect-1	Speed	Sect-2	Speed	Sect-3	Speed	Topspeed	laptime	pit
1								1:56.898		4								1:55.483	
2								1:56.878		5								<u>1:54.175</u>	
3								1:55.232		6									

269 Marc Hacker										Aprilia RS250									
lap	Sect-1	Speed	Sect-2	Speed	Sect-3	Speed	TopSpeed	laptime	pit	lap	Sect-1	Speed	Sect-2	Speed	Sect-3	Speed	Topspeed	laptime	pit
1	Out	97.8	30.710	181.4	27.420			2:02.164		6	1:00.385	102.4	28.469	188.5	25.433	0.5		<u>1:54.287</u>	
2	1:01.825	96.9	29.042	193.0	26.743	0.5		1:57.610		7	1:04.250	100.8	29.019	186.7	In			2:07.175	P
3	1:01.001	100.2	29.059	192.0	26.174	0.5		1:56.234		8	Out	103.9	28.780	193.9	26.004			2:52.575	
4	1:00.797	96.1	29.127	192.3	24.889	0.5		1:54.813		9	1:04.604	103.4	28.550	<u>194.3</u>	<u>24.822</u>	0.5		1:57.976	
5	59.964	102.7	29.484	188.5	24.968	0.5		1:54.416		10									

283 Daniel Wolf										Aprilia RS250									
lap	Sect-1	Speed	Sect-2	Speed	Sect-3	Speed	TopSpeed	laptime	pit	lap	Sect-1	Speed	Sect-2	Speed	Sect-3	Speed	Topspeed	laptime	pit
1	Out	110.0	27.204	213.3	23.355			1:47.558		7	53.950	113.7	26.035	211.8	22.782	0.6		1:42.767	
2	54.111	<u>117.4</u>	26.189	210.6	23.107	0.6		1:43.407		8	53.586	116.5	25.865	213.3	22.949	0.6		1:42.400	
3	53.932	116.1	25.918	214.5	22.806	0.6		1:42.656		9	53.571	116.1	<u>25.715</u>	213.7	23.058	0.6		1:42.344	
4	53.151	115.0	25.805	<u>216.1</u>	22.906	0.6		<u>1:41.862</u>		10	53.558	116.3	25.886	212.5	<u>22.727</u>	0.6		1:42.171	
5	54.080	112.6	26.364	211.8	22.750	0.6		1:43.194		11	53.550	116.6	26.085	212.5	23.230	0.6		1:42.865	
6	53.443	116.6	25.932	212.5	22.963	0.6		1:42.338		12	56.725	108.7	27.275	196.6	26.261	0.6		1:50.261	

SUPERBIKE-IDM V2 ADAC Siegerlandpreis
MSC Freies Grund e.V. im ADAC

S-02/10, FIM EMIN 10/15/1, IMV
101/50

Lauf name : IG Königsklasse - Qualifying 1
Lauf Datum : 06 May 2016
Wetter :
Strecke name : Nürburgring Kurz - 3618 mtr.

Participants Started : 38 Participants Classified : 45
Participants Finished : 20 Participants Not Classified : 0
Participants Not Finished : 25

Green flag at : 16:50:04 Heat recording start time : 16:50:04
Finish flag waved at : 17:10:05 Heat recording end time : 17:12:49
Total time under Green : 20:01 Total of All Laps in Heat : 364
Number of cautions : 0 Total time under Yellow : 00:00:00
Number of code-60's : 0 Total time under Code-60 : 00:00:00

Summary of winners per class

Nr.	Name / Team Name	Fahrzeug	Kls	Schnellste Rd.zeit	In	Schnitt	Rnd	Fahrzeit
-----	------------------	----------	-----	--------------------	----	---------	-----	----------

Best Lap time history during the Heat

#	Nr.	lap time	in lap	Name	Fahrzeug	time of day
1	208	1:45.825	2	Daniel Kämmerling	FRP Aprilia RS250	16:53:59
2	44	1:43.235	2	Andreas Götti	Honda RS250	16:54:05
3	45	1:42.228	2	Heinz Scheidt	Aprilia RS250	16:55:24
4	61	1:41.898	2	Mike Vökt	Yamaha TZ250	16:55:26
5	44	1:39.875	3	Andreas Götti	Honda RS250	16:55:45
6	3	1:39.837	4	Jörg Schöllhorn	ROC Yamaha YZR500 V4	16:59:39
7	61	1:39.737	5	Mike Vökt	Yamaha TZ250	17:00:27
8	44	1:38.865	6	Andreas Götti	Honda RS250	17:00:45
9	61	1:38.721	6	Mike Vökt	Yamaha TZ250	17:02:06
10	3	1:38.593	6	Jörg Schöllhorn	ROC Yamaha YZR500 V4	17:02:58
11	44	1:38.287	8	Andreas Götti	Honda RS250	17:04:03
12	3	1:37.513	8	Jörg Schöllhorn	ROC Yamaha YZR500 V4	17:06:15

Summary of best lap times per class

Nr.	Name / Team Name	Fahrzeug	Kls	Schnellste Rd.zeit	In	Geschw
3	Jörg Schöllhorn	ROC Yamaha YZR500 V4	500	1:37.513	8	133.57
44	Andreas Götti	Honda RS250	250	1:38.287	8	132.52
88	Reiner Scheidhauer	Honda RS125	125	1:41.860	7	127.87
283	Daniel Wolf	Aprilia RS250	S250	1:41.862	4	127.87

SUPERBIKE-IDM V2 ADAC Siegerlandpreis

MSC Freies Grund e.V. im ADAC

3-02/10, FIM EMIN 10/13/14, 101/50

IG Königsklasse - Qualifying 2

6 - 8 May 2016
Nürburgring Kurz - 3618 mtr.

Pl.	Nr.	Name / Bewerber	Motorrad / CITY	Kls	PIK	Schnellste	In	Diff.	Diff	Rnd	Km/h
1	3	Jörg Schöllhorn	ROC Yamaha YZR500 V4 Bad Wurzach	500	1	1:36.068	10			11	135.58
2	61	Mike Vökt	Yamaha TZ250 Eggingen	250	1	1:37.166	8	1.098	1.098	12	134.05
3	45	Heinz Scheidt	Aprilia RS250 Monschau	250	2	1:38.945	11	2.877	1.779	12	131.64
4	49	Carsten Schröter Team DMV	Yamaha TZ250 Raesfeld	250	3	1:39.407	9	3.339	0.462	12	131.02
5	88	Reiner Scheidhauer	Honda RS125 Saarbrücken	125	1	1:40.931	7	4.863	1.524	8	129.05
6	51	Marcel Mendel	Yamaha TZ250 Übach-Palenberg	250	4	1:41.006	5	4.938	0.075	7	128.95
7	283	Daniel Wolf	Aprilia RS250 Hambrücken	S250	1	1:41.320	8	5.252	0.314	10	128.55
8	73	Marc Ruhroth	FRP Aprilia RS250 Kempnich	250	5	1:41.363	7	5.295	0.043	8	128.50
9	208	Daniel Kämmerling	FRP Aprilia RS250 Düsseldorf	S250	2	1:42.691	8	6.623	1.328	11	126.83
10	98	Adrian Hähle	Honda RS125R Lugau	125	2	1:42.916	8	6.848	0.225	11	126.56
11	30	Henrik Hoch	Honda RS250 Muggensturm	250	6	1:43.071	8	7.003	0.155	8	126.37
12	228	Heiko Senkel	Aprilia RS250 Lienen	S250	3	1:43.320	5	7.252	0.249	8	126.06
13	122	Chris Meyer	Honda RS125R Reinsdorf	125	3	1:43.501	11	7.433	0.181	11	125.84
14	133	Miguel Correí	KTM FRR125 Zuidlaren	125	4	1:43.936	7	7.868	0.435	10	125.32
15	74	Werner Cvetko	Honda RS250 Kirchdorf	250	7	1:44.265	4	8.197	0.329	5	124.92
16	1	Wolfgang-Rolf Becker Team DMV	HARRIS Yam. YZR500 V4 Stuttgart	500	2	1:44.684	6	8.616	0.419	9	124.42
17	206	Jörg Eberhardt	Aprilia RS250 Berlin	S250	4	1:45.053	5	8.985	0.369	8	123.98
18	120	Boris Pütz	Honda RS125 Fürth	125	5	1:45.847	10	9.779	0.794	11	123.05
19	102	Robrecht Roosen	Honda RS125R Gingelom	125	6	1:45.904	6	9.836	0.057	11	122.99
20	219	Christof Schäfer	EMS Aprilia RS 250 Weitefeld	S250	5	1:45.953	10	9.885	0.049	11	122.93
21	75	Wolfgang Fleck	Yamaha TZ250 Rev. Remscheid	250	8	1:46.096	8	10.028	0.143	9	122.76
22	85	Peter Seydel	Honda RS125R Hofheim-Wallau	125	7	1:47.163	10	11.095	1.067	11	121.54

Schnellste Runde : 1:36.068 in Runde 10 durch nr. 3 : Jörg Schöllhorn (ROC Yamaha YZR500 V4)

Aushangzeit

Ergebnisse und Rundenzeiten : www.raceresults.at

Zeitnahme durch : SDO SportTiming

Ausdruckzeit : 07-05-2016 - 11:57

Rennleiter	Steward	Zeitmessung	DMSB
Heinrich Schmidt	Christian T. Schneider	Bernd Jung	
Seite 1 von 2			

SUPERBIKE-IDM V2 ADAC Siegerlandpreis

MSC Freies Grund e.V. im ADAC

3-02/10, FIVE MIN 10/15/1, 11V
101/50

IG Königsklasse - Qualifying 2

6 - 8 May 2016
Nürburgring Kurz - 3618 mtr.

Pl.	Nr.	Name / Bewerber	Motorrad / CITY	Kls	PIK	Schnellste	In	Diff.	Diff	Rnd	Km/h
23	34	Peter Schulte-Wien Team DMV	Honda RS250 Nottuln	250	9	1:47.407	9	11.339	0.244	10	121.27
24	78	David Lauder Milch	Yamaha TZ250 Berlin	250	10	1:47.785	8	11.717	0.378	10	120.84
25	225	Dirk Broecheler	Aprilia RS250 Simmerath	S250	6	1:48.871	4	12.803	1.086	10	119.64
26	216	Till Obert	Aprilia RS250 Gemünden	S250	7	1:50.829	3	14.761	1.958	4	117.52
27	210	Michael Kahmann	Aprilia RS250 Werther	S250	8	1:51.114	11	15.046	0.285	11	117.22
28	35	Franko Piesner	Honda RS250 Hermsdorf	250	11	1:51.330	4	15.262	0.216	5	116.99
29	41	Jens Bebiolka	Aprilia RSW250 Wremen	250	12	1:51.636	8	15.568	0.306	11	116.67
30	291	Martin Uebel	Aprilia RS250 Hirschberg	S250	9	1:52.489	6	16.421	0.853	9	115.79
31	247	Andreas Lindberg	Aprilia RS250 Regensburg	S250	10	1:52.676	7	16.608	0.187	10	115.60
32	214	Christian Kühn	Aprilia RS250	S250	11	1:54.211	2	18.143	1.535	2	114.04
33	202	Ingardia Vito	Aprilia RS250 Timmendorfer Str.	S250	12	1:54.869	8	18.801	0.658	9	113.39
NICHT GEWERTET IN KLASSE 250				Qualification maxima (115% von 1:37.166) = 1:51.740				Minimum Laps to qualify : 1Rnd			
DNQ	55	Gerd Schumacher	Yamaha TZ250 Rev. Damstadt	250		1:55.632	7	19.564		11	112.64
NICHT GEWERTET IN KLASSE S250				Qualification maxima (115% von 1:41.320) = 1:56.518				Minimum Laps to qualify : 1Rnd			
DNQ	217	Uto Haag	Suzuki RGV250 Wehrheim	S250		2:09.390	7	33.322		9	100.66

Schnellste Runde : 1:36.068 in Runde 10 durch nr. 3 : Jörg Schöhlhorn (ROC Yamaha YZR500 V4)

Aushangzeit

Ergebnisse und Rundenzeiten : www.raceresults.at

Zeitnahme durch : SDO SportTiming

Ausdruckzeit : 07-05-2016 - 11:57

Rennleiter	Steward	Zeitmessung	DMSB
Heinrich Schmidt	Christian T. Schneider	Bernd Jung	
Seite 2 von 2			

SUPERBIKE-IDM V2 ADAC Siegerlandpreis

MSC Freies Grund e.V. im ADAC

S-02/16, FIM EMN 10/157, IMV 191/52

IG Königsklasse - Qualifying 2

6 - 8 May 2016
Nürburgring Kurz - 3618 mtr.

IGK 500 ccm

Pl.	Nr.	Name / Bewerber	Motorrad / CITY	Schnellste	In	Diff.	Diff	Rnd	Km/h
1	3	Jörg Schöllhorn	ROC Yamaha YZR500 V4 Bad Wurzach	1:36.068	10			11	135.58
2	1	Wolfgang-Rolf Becker Team DMV	HARRIS Yam. YZR500 V4 Stuttgart	1:44.684	6	8.616	8.616	9	124.42

IGK 250 ccm

Pl.	Nr.	Name / Bewerber	Motorrad / CITY	Schnellste	In	Diff.	Diff	Rnd	Km/h
1	61	Mike Vökt	Yamaha TZ250 Eggingen	1:37.166	8			12	134.05
2	45	Heinz Scheidt	Aprilia RS250 Monschau	1:38.945	11	1.779	1.779	12	131.64
3	49	Carsten Schröter Team DMV	Yamaha TZ250 Raesfeld	1:39.407	9	2.241	0.462	12	131.02
4	51	Marcel Mendel	Yamaha TZ250 Übach-Palenberg	1:41.006	5	3.840	1.599	7	128.95
5	73	Marc Ruhroth	FRP Aprilia RS250 Kempenich	1:41.363	7	4.197	0.357	8	128.50
6	30	Henrik Hoch	Honda RS250 Muggensturm	1:43.071	8	5.905	1.708	8	126.37
7	74	Werner Cvetko	Honda RS250 Kirchdorf	1:44.265	4	7.099	1.194	5	124.92
8	75	Wolfgang Fleck	Yamaha TZ250 Rev. Remscheid	1:46.096	8	8.930	1.831	9	122.76
9	34	Peter Schulte-Wien Team DMV	Honda RS250 Nottuln	1:47.407	9	10.241	1.311	10	121.27
10	78	David Laudemilch	Yamaha TZ250 Berlin	1:47.785	8	10.619	0.378	10	120.84
11	35	Franko Piesner	Honda RS250 Hermsdorf	1:51.330	4	14.164	3.545	5	116.99
12	41	Jens Bebiolka	Aprilia RSW250 Wremen	1:51.636	8	14.470	0.306	11	116.67

NICHT GEWERTET IN KLASSE 250		Qualification maxima (115% von 1:37.166) = 1:51.740		Minimum Laps to qualify : 1Rnd					
DNQ	55	Gerd Schumacher	Yamaha TZ250 Rev. Darmstadt	1:55.632	7	18.466	3.996	11	112.64

IGK 125 ccm

Pl.	Nr.	Name / Bewerber	Motorrad / CITY	Schnellste	In	Diff.	Diff	Rnd	Km/h
1	88	Reiner Scheidhauer	Honda RS125 Saarbrücken	1:40.931	7			8	129.05
2	98	Adrian Hähle	Honda RS125R Lugau	1:42.916	8	1.985	1.985	11	126.56

Schnellste Runde : 1:36.068 in Runde 10 durch nr. 3 : Jörg Schöllhorn (ROC Yamaha YZR500 V4)

Aushangzeit

Ergebnisse und Rundenzeiten : www.raceresults.at

Zeitnahme durch : SDO SportTiming

Ausdruckzeit : 07-05-2016 - 11:58

Rennleiter	Steward	Zeitmessung	DMSB
Heinrich Schmidt	Christian T. Schneider	Bernd Jung	
Seite 1 von 2			

SUPERBIKE-IDM V2 ADAC Siegerlandpreis

MSC Freies Grund e.V. im ADAC

S-02/16, FIM EMN 10/157, IMV 191/52

IG Königsklasse - Qualifying 2

6 - 8 May 2016

Nürburgring Kurz - 3618 mtr.

3	122	Chris Meyer	Honda RS125R Reinsdorf	1:43.501	11	2.570	0.585	11	125.84
4	133	Miguel Correia	KTM FRR125 Zuidlaren	1:43.936	7	3.005	0.435	10	125.32
5	120	Boris Pütz	Honda RS125 Fürth	1:45.847	10	4.916	1.911	11	123.05
6	102	Robrecht Roosen	Honda RS125R Gingelom	1:45.904	6	4.973	0.057	11	122.99
7	85	Peter Seydel	Honda RS125R Hofheim-Wallau	1:47.163	10	6.232	1.259	11	121.54

IGK Serie 250 ccm

Pl.	Nr.	Name / Bewerber	Motorrad / CITY	Schnellste	In	Diff.	Diff	Rnd	Km/h
1	283	Daniel Wolf	Aprilia RS250 Hambrücken	1:41.320	8			10	128.55
2	208	Daniel Kämmerling	FRP Aprilia RS250 Düsseldorf	1:42.691	8	1.371	1.371	11	126.83
3	228	Heiko Senkel	Aprilia RS250 Lienen	1:43.320	5	2.000	0.629	8	126.06
4	206	Jörg Eberhardt	Aprilia RS250 Berlin	1:45.053	5	3.733	1.733	8	123.98
5	219	Christof Schäfer	EMS Aprilia RS 250 Weitefeld	1:45.953	10	4.633	0.900	11	122.93
6	225	Dirk Broecheler	Aprilia RS250 Simmerath	1:48.871	4	7.551	2.918	10	119.64
7	216	Till Obert	Aprilia RS250 Gemünden	1:50.829	3	9.509	1.958	4	117.52
8	210	Michael Kahmann	Aprilia RS250 Werther	1:51.114	11	9.794	0.285	11	117.22
9	291	Martin Uebel	Aprilia RS250 Hirschberg	1:52.489	6	11.169	1.375	9	115.79
10	247	Andreas Lindberg	Aprilia RS250 Regensburg	1:52.676	7	11.356	0.187	10	115.60
11	214	Christian Kühn	Aprilia RS250	1:54.211	2	12.891	1.535	2	114.04
12	202	Ingardia Vito	Aprilia RS250 Timmendorfer Str.	1:54.869	8	13.549	0.658	9	113.39
NICHT GEWERTET IN KLASSE S250				Qualification maxima (115% von 1:41.320) = 1:56.518		Minimum Laps to qualify : 1Rnd			
DNQ	217	Uto Haag	Suzuki RGV250 Wehrheim	2:09.390	7	28.070	14.521	9	100.66

Schnellste Runde : 1:36.068 in Runde 10 durch nr. 3 : Jörg Schöllhorn (ROC Yamaha YZR500 V4)

Aushangzeit

Ergebnisse und Rundenzeiten : www.raceresults.at

Zeitnahme durch : SDO SportTiming

Ausdruckzeit : 07-05-2016 - 11:58

Rennleiter	Steward	Zeitmessung	DMSB
Heinrich Schmidt	Christian T. Schneider	Bernd Jung	
Seite 2 von 2			

SUPERBIKE-IDM V2 ADAC Siegerlandpreis

MSC Freies Grund e.V. im ADAC

3-02/10, FIM EMIN 10/13/14, IVIV
101/50

Qualification 1 und 2 - IG Königsklasse

6 - 8 May 2016
Nürburgring Kurz - 3618 mtr.

Pl.	Nr.	Kls	PI K	Name / Bewerber	Motorrad	Qual-1	Qual-2	Schnellste	Diff.
1	3	500	1	Jörg Schöllhorn	ROC Yamaha YZR500 V4	1:37.513	1:36.068	1:36.068	
2	61	250	1	Mike Vökt	Yamaha TZ250	1:38.661	1:37.166	1:37.166	1.098
3	44	250	2	Andreas Götti	Honda RS250	1:38.287		1:38.287	2.219
4	45	250	3	Heinz Scheidt	Aprilia RS250	1:40.051	1:38.945	1:38.945	2.877
5	49	250	4	Carsten Schröter	Yamaha TZ250	1:40.830	1:39.407	1:39.407	3.339
6	88	125	1	Reiner Scheidhauer	Honda RS125	1:41.860	1:40.931	1:40.931	4.863
7	51	250	5	Marcel Mendel	Yamaha TZ250	1:45.529	1:41.006	1:41.006	4.938
8	283	S250	1	Daniel Wolf	Aprilia RS250	1:41.862	1:41.320	1:41.320	5.252
9	73	250	6	Marc Ruhroth	FRP Aprilia RS250		1:41.363	1:41.363	5.295
10	208	S250	2	Daniel Kämmerling	FRP Aprilia RS250	1:43.122	1:42.691	1:42.691	6.623
11	98	125	2	Adrian Hähle	Honda RS125R	1:43.002	1:42.916	1:42.916	6.848
12	91	125	3	Micky Winkler	Honda RS125R	1:42.961		1:42.961	6.893
13	30	250	7	Henrik Hoch	Honda RS250	1:43.256	1:43.071	1:43.071	7.003
14	228	S250	3	Heiko Senkel	Aprilia RS250	1:43.683	1:43.320	1:43.320	7.252
15	122	125	4	Chris Meyer	Honda RS125R	1:44.270	1:43.501	1:43.501	7.433
16	133	125	5	Miquel Correï	KTM FRR125	1:44.569	1:43.936	1:43.936	7.868
17	206	S250	4	Jörg Eberhardt	Aprilia RS250	1:44.093	1:45.053	1:44.093	8.025
18	74	250	8	Werner Cvetko	Honda RS250	1:45.437	1:44.265	1:44.265	8.197
19	1	500	2	Wolfqanq-Rolf Becker	HARRIS Yam. YZR500 V4	1:45.400	1:44.684	1:44.684	8.616
20	102	125	6	Robrecht Roosen	Honda RS125R	1:45.608	1:45.904	1:45.608	9.540
21	110	125	7	Karl Johann	RTS 125	1:45.843		1:45.843	9.775
22	120	125	8	Boris Pütz	Honda RS125	1:45.927	1:45.847	1:45.847	9.779

Schnellste Runde : 1:36.068 in Runde 10 durch nr. 3 : Jörg Schöllhorn (ROC Yamaha YZR500 V4)

Aushangzeit

Ergebnisse und Rundenzeiten : www.raceresults.at

Zeitnahme durch : SDO SportTiming

Ausdruckzeit : 07-05-2016 - 12:00

Rennleiter	Steward]	Zeitmessung	DMSB
Heinrich Schmidt	Christian T. Schneider	Bernd Jung	
Seite 1 von 2			

SUPERBIKE-IDM V2 ADAC Siegerlandpreis

MSC Freies Grund e.V. im ADAC

3-02/10, FIM EMIN 10/13/14, DIV 101/50

Qualification 1 und 2 - IG Königsklasse

6 - 8 May 2016

Nürburgring Kurz - 3618 mtr.

Pl.	Nr.	Kls	PIK	Name / Bewerber	Motorrad	Qual-1	Qual-2	Schnellste	Diff.
23	219	S250	5	Christof Schäfer	EMS Aprilia RS 250	1:46.098	1:45.953	1:45.953	9.885
24	75	250	9	Wolfgang Fleck	Yamaha TZ250 Rev.	1:48.112	1:46.096	1:46.096	10.028
25	2	500	3	Jac v. d. Elsen	Honda RS500		1:46.730	1:46.730	10.662
26	85	125	9	Peter Seydel	Honda RS125R	1:47.545	1:47.163	1:47.163	11.095
27	214	S250	6	Christian Kühn	Aprilia RS250	1:47.249	1:54.211	1:47.249	11.181
28	34	250	10	Peter Schulte-Wien	Honda RS250	1:47.335	1:47.407	1:47.335	11.267
29	78	250	11	David Laudemilch	Yamaha TZ250	1:50.633	1:47.785	1:47.785	11.717
30	225	S250	7	Dirk Broecheler	Aprilia RS250	1:48.933	1:48.871	1:48.871	12.803
31	216	S250	8	Till Obert	Aprilia RS250	1:49.623	1:50.829	1:49.623	13.555
32	41	250	12	Jens Bebiolka	Aprilia RSW250	1:49.645	1:51.636	1:49.645	13.577
33	210	S250	9	Michael Kahmann	Aprilia RS250	1:55.365	1:51.114	1:51.114	15.046
34	35	250	13	Franko Piesner	Honda RS250	1:51.159	1:51.330	1:51.159	15.091
35	55	250	14	Gerd Schumacher	Yamaha TZ250 Rev.	1:51.578	1:55.632	1:51.578	15.510
36	291	S250	10	Martin Uebel	Aprilia RS250		1:52.489	1:52.489	16.421
37	247	S250	11	Andreas Lindberg	Aprilia RS250	1:54.175	1:52.676	1:52.676	16.608
38	202	S250	13	Ingardia Vito	Aprilia RS250	1:56.677	1:54.869	1:54.869	18.801
NICHT GEWERTET IN KLASSE S250						Qualifikation maxima (115% v on 1:41.320) = 1:56.518		Minimum Laps to qualify : 1Rnd	
DNC	269	S250		Marc Hacker	Aprilia RS250		1:54.287	1:54.287	18.219
DNQ	217	S250		Uto Haaq	Suzuki RGV250	2:08.354	2:09.390	2:08.354	32.286

Schnellste Runde : 1:36.068 in Runde 10 durch nr. 3 : Jörg Schölnhorn (ROC Yamaha YZR500 V4)

Ergebnisse und Rundenzeiten : www.raceresults.at

Zeitnahme durch : SDO SportTiming

Aushangzeit

Ausdruckzeit : 07-05-2016 - 12:00

Rennleiter	Steward]	Zeitmessung	DMSB
Heinrich Schmidt	Christian T. Schneider	Bernd Jung	
Seite 2 von 2			

SUPERBIKE-IDM V2 ADAC Siegerlandpreis

MSC Freies Grund e.V. im ADAC

5-027 10, FIVE MIN 10/107, FIVV
101/50

Qualification 1 und 2 per class - IG Königsklasse

6 - 8 May 2016
Nürburgring Kurz - 3618 mtr.

Klasse = IGK 500 ccm

Pl.	Nr.	Name / Bewerber	Motorrad / CITY	Qual-1	Qual-2	Schnellste	Diff.
1	3	Jörg Schöllhorn	ROC Yamaha YZR500 V4	1:37.513	1:36.068	1:36.068	
2	1	Wolfqanq-Rolf Becker	HARRIS Yam. YZR500 V4	1:45.400	1:44.684	1:44.684	8.616
3	2	Jac v. d. Elsen	Honda RS500	1:46.730		1:46.730	10.662

Klasse = IGK 250 ccm

Pl.	Nr.	Name / Bewerber	Motorrad / CITY	Qual-1	Qual-2	Schnellste	Diff.
1	61	Mike Vökt	Yamaha TZ250	1:38.661	1:37.166	1:37.166	
2	44	Andreas Götti	Honda RS250	1:38.287		1:38.287	1.121
3	45	Heinz Scheidt	Aprilia RS250	1:40.051	1:38.945	1:38.945	1.779
4	49	Carsten Schröter	Yamaha TZ250	1:40.830	1:39.407	1:39.407	2.241
5	51	Marcel Mendel	Yamaha TZ250	1:45.529	1:41.006	1:41.006	3.840
6	73	Marc Ruhroth	FRP Aprilia RS250		1:41.363	1:41.363	4.197
7	30	Henrik Hoch	Honda RS250	1:43.256	1:43.071	1:43.071	5.905
8	74	Werner Cvetko	Honda RS250	1:45.437	1:44.265	1:44.265	7.099
9	75	Wolfqanq Fleck	Yamaha TZ250 Rev.	1:48.112	1:46.096	1:46.096	8.930
10	34	Peter Schulte-Wien	Honda RS250	1:47.335	1:47.407	1:47.335	10.169
11	78	David Laudermilch	Yamaha TZ250	1:50.633	1:47.785	1:47.785	10.619
12	41	Jens Bebiolka	Aprilia RSW250	1:49.645	1:51.636	1:49.645	12.479
13	35	Franko Piesner	Honda RS250	1:51.159	1:51.330	1:51.159	13.993
14	55	Gerd Schumacher	Yamaha TZ250 Rev.	1:51.578	1:55.632	1:51.578	14.412

Klasse = IGK 125 ccm

Pl.	Nr.	Name / Bewerber	Motorrad / CITY	Qual-1	Qual-2	Schnellste	Diff.
-----	-----	-----------------	-----------------	--------	--------	------------	-------

Schnellste Runde : 1:36.068 in Runde 10 durch nr. 3 : Jörg Schöllhorn (ROC Yamaha YZR500 V4)

Aushangzeit

Ergebnisse und Rundenzeiten : www.raceresults.at

Zeitnahme durch : SDO SportTiming

Ausdruckzeit : 07-05-2016 - 12:01

Rennleiter	Steward]	Zeitmessung	DMSB
Heinrich Schmidt	Christian T. Schneider	Bernd Jung	
Seite 1 von 3			

SUPERBIKE-IDM V2 ADAC Siegerlandpreis

MSC Freies Grund e.V. im ADAC

5-02/10, FIM EMIN 10/13/14, FIMV
101/50

Qualification 1 und 2 per class - IG Königsklasse

6 - 8 May 2016
Nürburgring Kurz - 3618 mtr.

1	88	Reiner Scheidhauer	Honda RS125	1:41.860	1:40.931	1:40.931	
2	98	Adrian Hähle	Honda RS125R	1:43.002	1:42.916	1:42.916	1.985
3	91	Micky Winkler	Honda RS125R	1:42.961		1:42.961	2.030
4	122	Chris Meyer	Honda RS125R	1:44.270	1:43.501	1:43.501	2.570
5	133	Miquel Correi	KTM FRR125	1:44.569	1:43.936	1:43.936	3.005
6	102	Robrecht Roosen	Honda RS125R	1:45.608	1:45.904	1:45.608	4.677
7	110	Karl Johann	RTS 125	1:45.843		1:45.843	4.912
8	120	Boris Pütz	Honda RS125	1:45.927	1:45.847	1:45.847	4.916
9	85	Peter Seydel	Honda RS125R	1:47.545	1:47.163	1:47.163	6.232

Klasse = IGK Serie 250 ccm

Pl.	Nr.	Name / Bewerber	Motorrad / CITY	Qual-1	Qual-2	Schnellste	Diff.
1	283	Daniel Wolf	Aprilia RS250	1:41.862	1:41.320	1:41.320	
2	208	Daniel Kämmerling	FRP Aprilia RS250	1:43.122	1:42.691	1:42.691	1.371
3	228	Heiko Senkel	Aprilia RS250	1:43.683	1:43.320	1:43.320	2.000
4	206	Jörg Eberhardt	Aprilia RS250	1:44.093	1:45.053	1:44.093	2.773
5	219	Christof Schäfer	EMS Aprilia RS 250	1:46.098	1:45.953	1:45.953	4.633
6	214	Christian Kühn	Aprilia RS250	1:47.249	1:54.211	1:47.249	5.929
7	225	Dirk Broecheler	Aprilia RS250	1:48.933	1:48.871	1:48.871	7.551
8	216	Till Obert	Aprilia RS250	1:49.623	1:50.829	1:49.623	8.303
9	210	Michael Kahmann	Aprilia RS250	1:55.365	1:51.114	1:51.114	9.794
10	291	Martin Uebel	Aprilia RS250		1:52.489	1:52.489	11.169
11	247	Andreas Lindberg	Aprilia RS250	1:54.175	1:52.676	1:52.676	11.356

NICHT GEWERTET IN KLASSE S250		Qualifikation maxima (115% von 1:41.320) = 1:56.518	Minimum Laps to qualify : 1Rnd	
269	Marc Hacker	Aprilia RS250	1:54.287	1:54.287 12.967

Schnellste Runde : 1:36.068 in Runde 10 durch nr. 3 : Jörg Schölnhorn (ROC Yamaha YZR500 V4)

Ergebnisse und Rundenzeiten : www.raceresults.at

Zeitnahme durch : SDO SportTiming

Ausdruckzeit : 07-05-2016 - 12:01

Rennleiter	Steward]	Zeitmessung	DMSB
Heinrich Schmidt	Christian T. Schneider	Bernd Jung	
Seite 2 von 3			

SUPERBIKE-IDM V2 ADAC Siegerlandpreis

MSC Freies Grund e.V. im ADAC

5-02/10, FIVE MIN 10/15/1, TIMING 10/15/2

Qualification 1 und 2 per class - IG Königsklasse

6 - 8 May 2016

Nürburgring Kurz - 3618 mtr.

13	202	Ingardia Vito	Aprilia RS250	1:56.677	1:54.869	1:54.869	13.549
----	-----	---------------	---------------	----------	-----------------	-----------------	--------

NICHT GEWERTET IN KLASSE S250	Qualification maxima (115% v on 1:41.320) = 1:56.518	Minimum Laps to qualify : 1Rnd
217 Uto Haag	Suzuki RGV250	2:08.354 2:09.390 2:08.354 27.034

Schnellste Runde : 1:36.068 in Runde 10 durch nr. 3 : Jörg Schöhlhorn (ROC Yamaha YZR500 V4)

Ergebnisse und Rundenzeiten : www.raceresults.at

Zeitnahme durch : SDO SportTiming

Ausdruckzeit : 07-05-2016 - 12:01

Rennleiter	Steward]	Zeitmessung	DMSB
Heinrich Schmidt	Christian T. Schneider	Bernd Jung	
Seite 3 von 3			

SUPERBIKE-IDM V2 ADAC Siegerlandpreis
MSC Freies Grund e.V. im ADAC

5-02/10, FIM EMIN 10/15/1, TMV
101/50

IG Königsklasse - Qualifying 2
Rundezeiten

6 - 8 May 2016
Nürburgring Kurz - 3618 mtr.

Nr.	Name	Rnd	Runde	Lap ..1	Lap ..2	Lap ..3	Lap ..4	Lap ..5	Lap ..6	Lap ..7	Lap ..8	Lap ..9	Lap ..0
3	Jörg Schöllhorn	11	1 - 10	1:58.539	1:44.736	1:38.793	1:38.649	1:36.810	1:38.298	1:57.561	1:38.725	1:38.966	1:36.068
			11 - 20	2:02.523									
61	Mike Vökt	12	1 - 10	1:47.037	1:40.252	1:38.532	1:37.301	1:44.764	1:38.067	1:37.256	1:37.166	1:38.873	1:37.776
			11 - 20	1:37.414	1:37.177								
45	Heinz Scheidt	12	1 - 10	1:43.518	1:41.811	1:41.341	1:40.197	1:56.242	1:41.826	1:39.330	1:39.965	1:42.173	1:41.455
			11 - 20	1:38.945	1:39.321								
49	Carsten Schröter	12	1 - 10	1:52.064	1:42.662	1:41.673	1:43.315	1:40.999	1:40.043	1:40.333	1:39.790	1:39.407	1:40.245
			11 - 20	1:39.951	2:00.016								
88	Reiner Scheidhauer	8	1 - 10	1:53.726	1:44.586	1:44.301	1:42.731	1:42.015	1:42.360	1:40.931	2:26.929		
51	Marcel Mendel	7	1 - 10	1:53.284	1:43.943	1:41.736	1:42.962	1:41.006	1:41.501	1:55.156			
283	Daniel Wolf	10	1 - 10	1:48.272	1:44.484	1:41.990	1:43.085	1:50.173	1:44.227	1:41.559	1:41.320	1:42.692	2:06.831
73	Marc Ruhroth	8	1 - 10	2:51.375	4:52.605	1:44.472	1:43.593	1:43.182	1:44.121	1:41.363	2:02.210		
208	Daniel Kämmerling	11	1 - 10	1:51.279	1:45.204	1:45.275	1:46.219	1:45.587	1:44.409	1:44.770	1:42.691	1:44.346	1:44.019
			11 - 20	1:43.244									
98	Adrian Hähle	11	1 - 10	1:52.397	1:44.635	1:43.706	1:43.376	2:01.768	2:18.049	1:43.118	1:42.916	1:43.211	1:43.933
			11 - 20	1:44.027									
30	Henrik Hoch	8	1 - 10	1:56.901	1:47.125	1:46.078	1:46.581	1:44.259	1:44.667	1:44.033	1:43.071		
228	Heiko Senkel	8	1 - 10	1:55.337	1:44.729	1:45.397	1:47.583	1:43.320	2:25.223	3:38.227	2:18.061		
122	Chris Meyer	11	1 - 10	1:57.734	1:49.570	1:47.425	1:46.976	1:45.432	1:45.925	1:45.234	1:44.184	1:46.781	1:44.876
			11 - 20	1:43.501									
133	Miguel Correi	10	1 - 10	1:46.512	1:45.530	1:45.464	1:44.242	1:45.045	1:44.119	1:43.936	2:50.220	2:02.429	2:08.087
74	Werner Cvetko	5	1 - 10	1:48.749	1:47.416	1:45.860	1:44.265	1:44.300					
1	Wolfgang-Rolf Becker	9	1 - 10	1:57.540	1:48.766	1:46.074	1:46.594	1:47.682	1:44.684	1:45.491	1:45.793	1:48.316	
206	Jörg Eberhardt	8	1 - 10	1:52.410	1:47.452	1:49.716	1:45.984	1:45.053	1:50.332	1:47.278	2:05.229		
120	Boris Pütz	11	1 - 10	2:11.112	2:03.294	1:59.518	1:55.526	1:47.789	1:48.489	1:46.736	1:47.696	1:47.693	1:45.847
			11 - 20	1:46.018									
102	Robrecht Roosen	11	1 - 10	1:51.398	1:47.988	1:47.498	1:47.088	1:47.608	1:45.904	1:46.090	1:47.691	1:46.714	1:46.122
			11 - 20	1:47.076									
219	Christof Schäfer	11	1 - 10	1:49.411	1:47.399	1:46.725	1:47.056	1:46.553	1:46.406	1:47.193	1:46.431	1:46.566	1:45.953
			11 - 20	2:03.606									
75	Wolfgang Fleck	9	1 - 10	2:00.214	1:49.909	1:48.686	1:47.452	1:50.809	1:48.566	1:47.325	1:46.096	2:00.443	
85	Peter Seydel	11	1 - 10	1:52.989	1:49.003	1:55.923	1:47.391	1:48.112	1:48.540	1:47.798	1:47.844	1:48.984	1:47.163
			11 - 20	1:47.249									
34	Peter Schulte-Wien	10	1 - 10	1:54.571	1:49.610	1:49.513	1:49.059	1:48.027	1:48.979	1:47.587	1:48.790	1:47.407	1:47.627
78	David Lauder Milch	10	1 - 10	2:02.742	1:53.441	1:53.696	1:54.148	1:49.974	1:56.520	1:52.570	1:47.785	1:52.158	2:06.127
225	Dirk Broecheler	10	1 - 10	2:07.864	1:50.947	1:52.763	1:48.871	1:49.833	1:49.610	1:49.192	1:49.699	1:53.580	1:49.423

SUPERBIKE-IDM V2 ADAC Siegerlandpreis
MSC Freies Grund e.V. im ADAC

S-027 10, FIM EMIN 10/157, IMV
101/52

IG Königsklasse - Qualifying 2
Rundezeiten

6 - 8 May 2016
Nürburgring Kurz - 3618 mtr.

Nr.	Name	Rnd	Runde	Lap ..1	Lap ..2	Lap ..3	Lap ..4	Lap ..5	Lap ..6	Lap ..7	Lap ..8	Lap ..9	Lap ..0
216	Till Obert	4	1 - 10	1:49.031	1:51.250	1:50.829	1:50.991						
210	Michael Kahmann	11	1 - 10	1:55.499	1:54.193	1:53.049	1:54.598	1:52.559	1:54.421	1:54.722	1:53.035	1:55.710	1:51.309
			11 - 20	1:51.114									
35	Franko Plesner	5	1 - 10	2:05.060	1:58.200	1:53.036	1:51.330	2:05.869					
41	Jens Bebiolka	11	1 - 10	2:04.048	1:54.389	1:53.112	1:55.405	1:51.984	1:52.152	1:54.809	1:51.636	1:51.763	1:51.785
			11 - 20	1:52.882									
291	Martin Uebel	9	1 - 10	2:02.480	1:58.721	1:58.045	1:54.812	1:53.183	1:52.489	1:52.578	1:57.036	2:03.921	
247	Andreas Lindberg	10	1 - 10	2:06.060	1:57.682	1:58.034	1:55.218	1:55.550	1:53.772	1:52.676	1:54.139	1:53.281	2:18.245
214	Christian Kühn	2	1 - 10	2:00.626	1:54.211								
202	Ingardia Vito	9	1 - 10	2:09.726	2:03.602	1:59.975	1:57.237	2:14.177	1:56.579	1:55.509	1:54.869	2:21.714	
55	Gerd Schumacher	11	1 - 10	2:08.775	1:57.976	1:58.229	1:57.786	1:58.083	1:58.976	1:55.632	1:56.492	1:57.156	1:56.114
			11 - 20	1:55.985									
217	Uto Haag	9	1 - 10	2:20.673	2:13.303	2:13.133	2:10.387	2:10.996	2:10.901	2:09.390	2:10.900	2:11.168	

SUPERBIKE-IDM V2 ADAC Siegerlandpreis
MSC Freies Grund e.V. im ADAC

3-02/10, FIM EMIN 10/15/1, TIMV
101/50

IG Königsklasse - Qualifying 2

6 - 8 May 2016
Nürburgring Kurz - 3618 mtr.

Pl.	Nr.	Name / Team Name	Sector 1			Sector 2			Sector 3			Theoretisch er Bestest	Bestzeit	In
			Zeit	.	pl.	Zeit	.	pl.	Zeit	.	pl.			
1	3	Jörg Schöllhorn	50.486	10	2	24.292	10	1	21.290	10	1	1:36.068	1:36.068	10
2	61	Mike Vökt	50.427	11	1	24.436	9	2	21.328	12	2	1:36.191	1:37.166	8
3	45	Heinz Scheidt	51.964	11	4	25.256	12	4	21.636	11	3	1:38.856	1:38.945	11
4	49	Carsten Schröter	51.546	9	3	25.209	9	3	22.151	3	5	1:38.906	1:39.407	9
5	88	Reiner Scheidhauer	53.123	7	8	25.538	7	6	22.262	5	6	1:40.923	1:40.931	7
6	51	Marcel Mendel	52.981	7	7	25.380	3	5	22.029	6	4	1:40.390	1:41.006	5
7	283	Daniel Wolf	52.678	7	5	25.682	8	7	22.553	3	10	1:40.913	1:41.320	8
8	73	Marc Ruhroth	52.936	7	6	25.954	7	9	22.385	5	8	1:41.275	1:41.363	7
9	208	Daniel Kämmerling	53.598	8	10	26.432	8	13	22.661	8	11	1:42.691	1:42.691	8
10	98	Adrian Hähle	53.530	9	9	26.207	7	11	22.304	8	7	1:42.041	1:42.916	8
11	30	Henrik Hoch	53.908	9	11	26.329	8	12	22.732	7	12	1:42.969	1:43.071	8
12	228	Heiko Senkel	54.292	5	14	26.130	5	10	22.506	3	9	1:42.928	1:43.320	5
13	122	Chris Meyer	54.137	9	12	26.443	11	14	22.813	11	14	1:43.393	1:43.501	11
14	133	Miguel Correi	54.175	4	13	26.610	6	15	22.807	7	13	1:43.592	1:43.936	7
15	74	Werner Cvetko											1:44.265	4
16	1	Wolfgang-Rolf Becker	55.147	6	17	25.944	3	8	23.424	7	20	1:44.515	1:44.684	6
17	206	Jörg Eberhardt	54.950	5	16	26.981	5	16	23.122	5	18	1:45.053	1:45.053	5
18	120	Boris Pütz	55.265	10	20	27.273	11	19	23.071	11	16	1:45.609	1:45.847	10
19	102	Robrecht Roosen	55.241	7	19	27.100	6	17	23.062	6	15	1:45.403	1:45.904	6
20	219	Christof Schäfer	55.212	10	18	27.424	6	24	23.082	10	17	1:45.718	1:45.953	10
21	75	Wolfgang Fleck	54.879	9	15	27.126	4	18	23.124	8	19	1:45.129	1:46.096	8
22	85	Peter Seydel	55.564	10	21	27.378	4	23	23.680	11	21	1:46.622	1:47.163	10
23	34	Peter Schulte-Wien	56.078	9	22	27.282	10	20	23.873	10	22	1:47.233	1:47.407	9
24	78	David Laudermilch	56.513	8	23	27.335	8	22	23.937	8	24	1:47.785	1:47.785	8
25	225	Dirk Broecheler	56.766	7	24	27.308	4	21	23.917	10	23	1:47.991	1:48.871	4
26	216	Till Obert	57.649	4	26	28.520	3	29	24.229	3	25	1:50.398	1:50.829	3
27	210	Michael Kahmann	57.199	11	25	28.742	11	31	24.758	10	27	1:50.699	1:51.114	11
28	35	Franko Piesner	58.323	4	27	28.143	4	27	24.864	4	29	1:51.330	1:51.330	4
29	41	Jens Bebiolka	58.374	10	28	27.619	10	25	24.828	4	28	1:50.821	1:51.636	8
30	291	Martin Uebel	58.871	7	30	28.304	6	28	24.897	6	30	1:52.072	1:52.489	6
31	247	Andreas Lindberg	58.656	7	29	28.040	7	26	24.592	6	26	1:51.288	1:52.676	7
32	214	Christian Kühn	59.924	2	32	28.911	2	32	25.376	2	32	1:54.211	1:54.211	2
33	202	Ingardia Vito	59.259	8	31	29.668	6	33	25.644	7	33	1:54.571	1:54.869	8
34	55	Gerd Schumacher	1:01.462	7	33	28.528	7	30	25.117	8	31	1:55.107	1:55.632	7
35	217	Uto Haag	1:08.224	7	34	32.484	9	34	28.351	6	34	2:09.059	2:09.390	7

SUPERBIKE-IDM V2 ADAC Siegerlandpreis
MSC Freies Grund e.V. im ADAC

3-02/10, FIM EMIN 10/15/1, TIMV
101/50

IG Königsklasse - Qualifying 2

6 - 8 May 2016

Runden und Sektoren Zeiten

Nürburgring Kurz - 3618 mtr.

1 Wolfgang-Rolf Becker								HARRIS Yam. YZR500 V4											
lap	Sect-1	Speed	Sect-2	Speed	Sect-3	Speed	TopSpeed	laptime	pit	lap	Sect-1	Speed	Sect-2	Speed	Sect-3	Speed	Topspeed	laptime	pit
1	Out	98.7	29.035	207.2	25.303	2660.9		1:57.540		6	<u>55.147</u>	122.6	26.110	223.3	23.427	2781.8		<u>1:44.684</u>	
2	57.852	115.0	27.122	220.3	23.792	2781.8		1:48.766		7	55.736	122.6	26.331	<u>230.4</u>	<u>23.424</u>	2781.8		1:45.491	
3	56.314	117.9	<u>25.944</u>	227.7	23.816	2781.8		1:46.074		8	55.281	<u>126.5</u>	26.521	227.7	23.991	2550.0		1:45.793	
4	56.442	126.0	26.337	226.3	23.815	<u>3060.0</u>		1:46.594		9	57.620	111.7	26.680	221.5	24.016	2550.0		1:48.316	
5	56.289	116.9	26.649	191.7	24.744	2550.0		1:47.682		10									

3 Jörg Schöllhorn								ROC Yamaha YZR500 V4											
lap	Sect-1	Speed	Sect-2	Speed	Sect-3	Speed	TopSpeed	laptime	pit	lap	Sect-1	Speed	Sect-2	Speed	Sect-3	Speed	Topspeed	laptime	pit
1	Out	99.2	28.573	189.5	25.180	1800.0		1:58.539		7	1:07.905	96.3	26.648	216.9	23.008	3825.0		1:57.561	
2	56.726	117.4	25.922	227.7	22.088	3825.0		1:44.736		8	52.826	128.3	24.435	222.0	21.464	4371.4		1:38.725	
3	52.515	126.0	24.623	<u>247.7</u>	21.655	<u>4707.7</u>		1:38.793		9	51.222	130.6	24.979	216.9	22.765	4371.4		1:38.966	
4	52.345	128.0	24.631	229.9	21.673	<u>4707.7</u>		1:38.649		10	<u>50.486</u>	131.1	<u>24.292</u>	246.7	<u>21.290</u>	4080.0		<u>1:36.068</u>	
5	50.744	129.0	24.591	245.1	21.475	4371.4		1:36.810		11	53.983	122.6	25.418	219.8	In			2:02.523	P
6	51.794	<u>136.4</u>	24.597	225.4	21.907	3600.0		1:38.298		12									

30 Henrik Hoch								Honda RS250											
lap	Sect-1	Speed	Sect-2	Speed	Sect-3	Speed	TopSpeed	laptime	pit	lap	Sect-1	Speed	Sect-2	Speed	Sect-3	Speed	Topspeed	laptime	pit
1	Out	78.4	28.278	197.6	24.339	2110.3		1:56.901		5	54.622	112.6	26.597	206.5	23.040	2266.7		1:44.259	
2	55.311	111.3	27.283	199.0	24.531	2266.7		1:47.125		6	55.046	113.8	26.417	<u>208.3</u>	23.204	2110.3		1:44.667	
3	55.133	112.7	27.640	207.2	23.305	2266.7		1:46.078		7	54.325	<u>117.6</u>	26.976	202.8	<u>22.732</u>	<u>2353.8</u>		1:44.033	
4	55.639	113.8	27.224	206.5	23.718	2266.7		1:46.581		8	53.911	115.3	<u>26.329</u>	207.9	22.831	<u>2353.8</u>		<u>1:43.071</u>	

34 Peter Schulte-Wien								Honda RS250											
lap	Sect-1	Speed	Sect-2	Speed	Sect-3	Speed	TopSpeed	laptime	pit	lap	Sect-1	Speed	Sect-2	Speed	Sect-3	Speed	Topspeed	laptime	pit
1	1:00.124	109.1	28.982	195.9	25.465	2185.7		1:54.571		6	57.397	110.5	27.377	193.6	24.205	<u>2353.8</u>		1:48.979	
2	57.656	113.8	27.732	197.9	24.222	2266.7		1:49.610		7	56.160	111.6	27.447	194.3	23.980	<u>2353.8</u>		1:47.587	
3	57.372	111.8	27.641	197.9	24.500	2266.7		1:49.513		8	56.504	112.3	28.207	196.9	24.079	2266.7		1:48.790	
4	57.475	109.9	27.397	<u>202.5</u>	24.187	2266.7		1:49.059		9	<u>56.078</u>	<u>113.9</u>	27.293	194.6	24.036	2266.7		<u>1:47.407</u>	
5	56.335	113.1	27.685	195.9	24.007	2266.7		1:48.027		10	56.472	112.4	<u>27.282</u>	193.6	<u>23.873</u>	2266.7		1:47.627	

35 Franko Piesner								Honda RS250											
lap	Sect-1	Speed	Sect-2	Speed	Sect-3	Speed	TopSpeed	laptime	pit	lap	Sect-1	Speed	Sect-2	Speed	Sect-3	Speed	Topspeed	laptime	pit
1	Out	105.1	31.637	182.6	28.242	2353.8		2:05.060		4	<u>58.323</u>	109.4	<u>28.143</u>	209.5	<u>24.864</u>	2353.8		<u>1:51.330</u>	
2	1:02.200	108.4	28.967	196.3	27.033	2185.7		1:58.200		5	59.506	<u>113.3</u>	28.305	206.5	In			2:05.869	P
3	59.316	112.1	28.186	<u>209.8</u>	25.534	<u>2448.0</u>		1:53.036		6									

41 Jens Bebiolka								Aprilia RSW250											
lap	Sect-1	Speed	Sect-2	Speed	Sect-3	Speed	TopSpeed	laptime	pit	lap	Sect-1	Speed	Sect-2	Speed	Sect-3	Speed	Topspeed	laptime	pit
1	Out	110.3	29.635	178.6	26.243	<u>2914.3</u>		2:04.048		7	1:01.326	107.1	28.357	197.6	25.126	2781.8		1:54.809	
2	59.857	112.9	28.772	193.9	25.760	2781.8		1:54.389		8	58.763	111.9	27.834	203.5	25.039	<u>2914.3</u>		<u>1:51.636</u>	
3	59.408	111.0	28.424	193.9	25.280	2781.8		1:53.112		9	58.673	102.6	28.186	<u>207.6</u>	24.904	2781.8		1:51.763	
4	1:02.506	112.4	28.071	202.8	<u>24.828</u>	<u>2914.3</u>		1:55.405		10	<u>58.374</u>	<u>113.7</u>	<u>27.619</u>	188.2	25.792	2781.8		1:51.785	
5	58.591	112.0	28.192	188.5	25.201	2781.8		1:51.984		11	58.951	109.6	28.180	185.5	25.751	2660.9		1:52.882	
6	58.972	112.9	28.204	203.5	24.976	2781.8		1:52.152		12									

45 Heinz Scheidt								Aprilia RS250											
lap	Sect-1	Speed	Sect-2	Speed	Sect-3	Speed	TopSpeed	laptime	pit	lap	Sect-1	Speed	Sect-2	Speed	Sect-3	Speed	Topspeed	laptime	pit
1	Out	120.3	26.580	204.6	23.016	2448.0		1:43.518		7	52.205	<u>124.6</u>	25.286	219.8	21.839	2448.0		1:39.330	
2	53.873	120.7	25.531	<u>224.1</u>	22.407	2266.7		1:41.811		8	52.626	119.3	25.415	220.7	21.924	2448.0		1:39.965	
3	53.257	119.5	25.633	222.0	22.451	2266.7		1:41.341		9	53.466	122.3	26.034	219.4	22.673	2353.8		1:42.173	
4	52.786	121.2	25.385	222.0	22.026	2448.0		1:40.197		10	54.339	122.0	25.354	223.7	21.762	<u>2660.9</u>		1:41.455	
5	1:05.476	106.6	26.990	198.6	23.776	2266.7		1:56.242		11	<u>51.964</u>	122.9	25.345	219.8	<u>21.636</u>	2448.0		<u>1:38.945</u>	
6	53.821	119.7	25.690	223.3	22.315	2266.7		1:41.826		12	52.124	<u>124.6</u>	<u>25.256</u>	222.4	21.941	2448.0		1:39.321	

49 Carsten Schröter								Yamaha TZ250											
lap	Sect-1	Speed	Sect-2	Speed	Sect-3	Speed	TopSpeed	laptime	pit	lap	Sect-1	Speed	Sect-2	Speed	Sect-3	Speed	Topspeed	laptime	pit
1	Out	102.8	28.545	193.9	24.624	2914.3		1:52.064		7	51.828	125.7	25.585	218.6	22.920	2660.9		1:40.333	
2	53.263	122.9	25.919	227.7	23.480	3060.0		1:42.662		8	51.879	125.4	25.340	<u>228.1</u>	22.571	<u>3221.1</u>		1:39.790	
3	53.755	125.6	25.767	227.7	<u>22.151</u>	<u>3221.1</u>		1:41.673		9	<u>51.546</u>	125.3	<u>25.209</u>	227.7	22.652	3060.0		<u>1:39.407</u>	
4	52.205	<u>126.3</u>	28.265	206.1	22.845	3060.0		1:43.315		10	51.609	124.9	26.277	226.8	22.359	<u>3221.1</u>		1:40.245	
5	51.878	125.1	26.625	220.7	22.496	3060.0		1:40.999		11	51.934	126.0	25.499	227.7	22.518	<u>3221.1</u>		1:39.951	

SUPERBIKE-IDM V2 ADAC Siegerlandpreis
MSC Freies Grund e.V. im ADAC

S-02/10, FIM EMIN 10/15/1, TMV
101/50

IG Königsklasse - Qualifying 2

6 - 8 May 2016

Runden und Sektoren Zeiten

Nürburgring Kurz - 3618 mtr.

6	52.130	125.4	25.651	225.0	22.262	3060.0	1:40.043	12	52.188	125.6	25.361	224.6	In	2:00.016	P
---	--------	-------	--------	-------	--------	--------	----------	----	--------	-------	--------	-------	----	----------	---

51 Marcel Mendel									Yamaha TZ250										
lap	Sect-1	Speed	Sect-2	Speed	Sect-3	Speed	TopSpeed	laptime	pit	lap	Sect-1	Speed	Sect-2	Speed	Sect-3	Speed	Topspeed	laptime	pit
1	Out	119.5	28.990	206.8	23.759	2448.0		1:53.284		5	53.463	121.6	25.434	225.9	22.109	<u>2781.8</u>		1:41.006	
2	55.121	123.3	26.310	222.4	22.512	2448.0		1:43.943		6	53.180	124.1	26.292	225.0	<u>22.029</u>	<u>2781.8</u>		1:41.501	
3	54.036	125.3	<u>25.380</u>	225.4	22.320	2353.8		1:41.736		7	<u>52.981</u>	<u>128.4</u>	25.855	225.0	In			1:55.156	P
4	54.433	99.1	25.956	<u>226.8</u>	22.573	2448.0		1:42.962		8									

55 Gerd Schumacher									Yamaha TZ250 Rev.										
lap	Sect-1	Speed	Sect-2	Speed	Sect-3	Speed	TopSpeed	laptime	pit	lap	Sect-1	Speed	Sect-2	Speed	Sect-3	Speed	Topspeed	laptime	pit
1	Out	86.1	31.511	189.2	27.479	2185.7		2:08.775		7	<u>1:01.462</u>	96.3	<u>28.528</u>	199.7	25.642	2266.7		1:55.632	
2	1:02.870	91.9	29.230	198.3	25.876	<u>2353.8</u>		1:57.976		8	1:02.428	90.8	28.947	198.6	<u>25.117</u>	2110.3		1:56.492	
3	1:03.491	92.4	29.158	199.3	25.580	2266.7		1:58.229		9	1:01.939	96.3	29.600	194.6	25.617	<u>2353.8</u>		1:57.156	
4	1:02.951	94.7	28.954	<u>206.1</u>	25.881	2185.7		1:57.786		10	1:01.902	93.8	28.953	192.6	25.259	2266.7		1:56.114	
5	1:02.958	96.1	29.226	202.1	25.899	2266.7		1:58.083		11	1:02.096	95.3	28.709	195.6	25.180	2110.3		1:55.985	
6	1:03.676	<u>92.6</u>	29.356	185.5	25.944	2266.7		1:58.976		12									

61 Mike Vökt									Yamaha TZ250										
lap	Sect-1	Speed	Sect-2	Speed	Sect-3	Speed	TopSpeed	laptime	pit	lap	Sect-1	Speed	Sect-2	Speed	Sect-3	Speed	Topspeed	laptime	pit
1	Out	114.6	26.908	216.5	22.837	3060.0		1:47.037		7	50.927	123.9	24.487	<u>230.9</u>	21.842	3400.0		1:37.256	
2	53.207	119.1	25.109	227.2	21.936	3221.1		1:40.252		8	51.252	123.4	24.506	230.4	21.408	3400.0		1:37.166	
3	51.919	123.0	24.929	226.3	21.684	3400.0		1:38.532		9	51.513	121.3	<u>24.436</u>	217.8	22.924	3400.0		1:38.873	
4	51.396	123.7	24.476	229.9	21.429	3060.0		1:37.301		10	51.361	124.6	24.941	<u>230.9</u>	21.474	<u>3600.0</u>		1:37.776	
5	57.843	114.2	25.335	228.6	21.586	3221.1		1:44.764		11	<u>50.427</u>	122.6	25.078	222.8	21.909	3221.1		1:37.414	
6	51.384	122.2	25.119	224.6	21.564	3221.1		1:38.067		12	50.710	<u>124.7</u>	25.139	228.6	<u>21.328</u>	3221.1		1:37.177	

73 Marc Ruhroth									FRP Aprilia RS250										
lap	Sect-1	Speed	Sect-2	Speed	Sect-3	Speed	TopSpeed	laptime	pit	lap	Sect-1	Speed	Sect-2	Speed	Sect-3	Speed	Topspeed	laptime	pit
1	Out	68.5	46.440	98.1	In			2:51.375	P	5	54.551	109.3	26.246	214.1	<u>22.385</u>	<u>2914.3</u>		1:43.182	
2	Out	114.2	27.107	214.5	23.333	2781.8		4:52.605		6	55.450	118.8	26.092	211.8	22.579	<u>2914.3</u>		1:44.121	
3	54.497	118.0	26.703	213.7	23.272	2660.9		1:44.472		7	<u>52.936</u>	<u>120.0</u>	<u>25.954</u>	212.2	22.473	2781.8		1:41.363	
4	54.326	119.9	26.308	216.9	22.959	2660.9		1:43.593		8	55.700	111.6	28.042	196.6	In			2:02.210	P

74 Werner Cvetko									Honda RS250										
lap	Sect-1	Speed	Sect-2	Speed	Sect-3	Speed	TopSpeed	laptime	pit	lap	Sect-1	Speed	Sect-2	Speed	Sect-3	Speed	Topspeed	laptime	pit
1								1:48.749		4								1:44.265	
2								1:47.416		5								1:44.300	
3								1:45.860		6									

75 Wolfgang Fleck									Yamaha TZ250 Rev.										
lap	Sect-1	Speed	Sect-2	Speed	Sect-3	Speed	TopSpeed	laptime	pit	lap	Sect-1	Speed	Sect-2	Speed	Sect-3	Speed	Topspeed	laptime	pit
1	Out	104.2	30.078	192.0	27.058	2110.3		2:00.214		6	56.622	114.9	27.342	193.3	24.602	2185.7		1:48.566	
2	57.765	108.2	27.517	197.3	24.627	2110.3		1:49.909		7	56.285	111.5	27.229	192.3	23.811	2266.7		1:47.325	
3	57.398	109.9	27.581	194.3	23.707	2353.8		1:48.686		8	55.762	113.4	27.210	194.9	<u>23.124</u>	<u>2448.0</u>		1:46.096	
4	56.876	110.2	<u>27.126</u>	<u>201.0</u>	23.450	2266.7		1:47.452		9	<u>54.879</u>	<u>120.1</u>	27.205	193.6	In			2:00.443	P
5	56.915	108.5	28.585	190.1	25.309	2266.7		1:50.809		10									

78 David Laudermilch									Yamaha TZ250										
lap	Sect-1	Speed	Sect-2	Speed	Sect-3	Speed	TopSpeed	laptime	pit	lap	Sect-1	Speed	Sect-2	Speed	Sect-3	Speed	Topspeed	laptime	pit
1	Out	93.3	30.674	174.8	26.155	2660.9		2:02.742		6	1:03.235	112.3	28.237	199.7	25.048	2550.0		1:56.520	
2	58.483	104.8	29.756	194.3	25.202	2040.0		1:53.441		7	58.869	102.1	27.578	199.3	26.123	2266.7		1:52.570	
3	59.612	100.5	29.043	199.3	25.041	2660.9		1:53.696		8	<u>56.513</u>	111.0	<u>27.335</u>	205.7	<u>23.937</u>	<u>2914.3</u>		1:47.785	
4	1:00.250	100.9	29.085	188.9	24.813	2660.9		1:54.148		9	58.092	<u>112.4</u>	28.860	185.8	25.206	2550.0		1:52.158	
5	57.659	107.1	27.512	<u>207.9</u>	24.803	1748.6		1:49.974		10	1:00.829	91.2	30.256	178.9	In			2:06.127	P

85 Peter Seydel									Honda RS125R										
lap	Sect-1	Speed	Sect-2	Speed	Sect-3	Speed	TopSpeed	laptime	pit	lap	Sect-1	Speed	Sect-2	Speed	Sect-3	Speed	Topspeed	laptime	pit
1	Out	110.1	29.009	187.9	26.165	2110.3		1:52.989		7	56.209	109.0	27.839	191.7	23.750	2110.3		1:47.798	
2	56.721	109.2	27.996	193.0	24.286	2110.3		1:49.003		8	56.378	109.6	27.651	192.0	23.815	2040.0		1:47.844	
3	1:03.004	111.6	28.472	193.0	24.447	2185.7		1:55.923		9	57.123	109.2	27.946	188.9	23.915	2110.3		1:48.984	
4	55.801	<u>112.6</u>	<u>27.378</u>	<u>196.3</u>	24.212	2110.3		1:47.391		10	<u>55.564</u>	110.8	27.538	189.5	24.061	2110.3		1:47.163	
5	56.359	111.6	27.641	193.3	24.112	2040.0		1:48.112		11	56.142	110.8	27.427	190.1	<u>23.680</u>	<u>2266.7</u>		1:47.249	

SUPERBIKE-IDM V2 ADAC Siegerlandpreis
MSC Freies Grund e.V. im ADAC

S-027 10, FIM EMIN 10/157, TIMV
101/50

IG Königsklasse - Qualifying 2

6 - 8 May 2016

Runden und Sektoren Zeiten

Nürburgring Kurz - 3618 mtr.

6	56.713	108.7	27.667	188.9	24.160	2040.0	1:48.540	12									
---	--------	-------	--------	-------	--------	--------	----------	----	--	--	--	--	--	--	--	--	--

88 Reiner Scheidhauer									Honda RS125										
lap	Sect-1	Speed	Sect-2	Speed	Sect-3	Speed	TopSpeed	laptime	pit	lap	Sect-1	Speed	Sect-2	Speed	Sect-3	Speed	Topspeed	laptime	pit
1	Out	108.2	27.984	200.0	23.371	2448.0		1:53.726		5	53.768	117.6	25.985	211.4	<u>22.262</u>	2448.0		1:42.015	
2	55.025	116.3	26.197	<u>212.2</u>	23.364	2448.0		1:44.586		6	53.245	118.3	25.941	211.0	23.174	2448.0		1:42.360	
3	55.405	116.4	26.399	209.5	22.497	<u>2550.0</u>		1:44.301		7	<u>53.123</u>	<u>119.3</u>	<u>25.538</u>	211.8	22.270	2448.0		<u>1:40.931</u>	
4	53.791	119.1	26.137	210.6	22.803	2448.0		1:42.731		8	55.023	118.2	26.315	188.5	In			2:26.929	P

98 Adrian Hähle									Honda RS125R										
lap	Sect-1	Speed	Sect-2	Speed	Sect-3	Speed	TopSpeed	laptime	pit	lap	Sect-1	Speed	Sect-2	Speed	Sect-3	Speed	Topspeed	laptime	pit
1	Out	112.0	29.027	198.3	23.539	2110.3		1:52.397		7	54.268	<u>118.3</u>	<u>26.207</u>	196.3	22.643	2110.3		1:43.118	
2	54.868	116.1	26.882	201.8	22.885	2040.0		1:44.635		8	53.885	114.9	26.727	195.3	<u>22.304</u>	<u>2266.7</u>		<u>1:42.916</u>	
3	54.383	114.5	26.459	197.9	22.864	2185.7		1:43.706		9	<u>53.530</u>	108.7	26.649	197.6	23.032	2110.3		1:43.211	
4	54.314	116.8	26.379	198.6	22.683	<u>2266.7</u>		1:43.376		10	54.609	116.8	26.548	196.3	22.776	1912.5		1:43.933	
5	55.060	115.3	26.595	200.3	In			2:01.768	P	11	54.854	117.4	26.284	196.6	22.889	2110.3		1:44.027	
6	Out	116.0	26.742	<u>202.5</u>	23.901	2040.0		2:18.049		12									

102 Robrecht Roosen									Honda RS125R										
lap	Sect-1	Speed	Sect-2	Speed	Sect-3	Speed	TopSpeed	laptime	pit	lap	Sect-1	Speed	Sect-2	Speed	Sect-3	Speed	Topspeed	laptime	pit
1	Out	107.9	28.125	191.4	24.040	1748.6		1:51.398		7	<u>55.241</u>	112.5	27.352	188.5	23.497	1854.5		1:46.090	
2	57.138	110.8	27.334	<u>201.8</u>	23.516	1854.5		1:47.988		8	55.489	<u>113.6</u>	28.722	189.2	23.480	1800.0		1:47.691	
3	56.569	110.4	27.362	195.3	23.567	1854.5		1:47.498		9	55.812	111.6	27.411	188.5	23.491	1800.0		1:46.714	
4	56.136	110.8	27.273	188.2	23.679	1854.5		1:47.088		10	55.621	113.0	27.277	189.8	23.224	1800.0		1:46.122	
5	56.505	111.1	27.516	191.7	23.587	1800.0		1:47.608		11	56.400	108.7	27.314	190.7	23.362	1748.6		1:47.076	
6	55.742	110.9	<u>27.100</u>	193.0	<u>23.062</u>	<u>2040.0</u>		<u>1:45.904</u>		12									

120 Boris Pütz									Honda RS125										
lap	Sect-1	Speed	Sect-2	Speed	Sect-3	Speed	TopSpeed	laptime	pit	lap	Sect-1	Speed	Sect-2	Speed	Sect-3	Speed	Topspeed	laptime	pit
1	Out	84.2	32.698	146.4	28.845	1530.0		2:11.112		7	55.650	108.8	27.556	191.4	23.530	2110.3		1:46.736	
2	1:04.918	100.5	31.063	154.4	27.313	1700.0		2:03.294		8	56.964	108.8	27.652	192.3	23.080	<u>2185.7</u>		1:47.696	
3	1:02.918	98.5	30.446	161.8	26.154	1610.5		1:59.518		9	56.434	109.0	27.679	191.7	23.580	2110.3		1:47.693	
4	1:00.259	103.3	29.731	162.9	25.536	1912.5		1:55.526		10	<u>55.265</u>	<u>109.5</u>	27.353	191.7	23.229	2110.3		<u>1:45.847</u>	
5	56.156	107.7	27.767	<u>194.6</u>	23.866	2110.3		1:47.789		11	55.674	108.9	<u>27.273</u>	193.0	<u>23.071</u>	<u>2185.7</u>		1:46.018	
6	56.038	106.6	27.631	189.2	24.820	2040.0		1:48.489		12									

122 Chris Meyer									Honda RS125R										
lap	Sect-1	Speed	Sect-2	Speed	Sect-3	Speed	TopSpeed	laptime	pit	lap	Sect-1	Speed	Sect-2	Speed	Sect-3	Speed	Topspeed	laptime	pit
1	Out	89.8	29.457	182.9	24.505	2266.7		1:57.734		7	54.767	110.4	27.351	196.3	23.116	<u>2353.8</u>		1:45.234	
2	57.261	100.0	28.357	191.4	23.952	2266.7		1:49.570		8	54.535	107.0	26.701	195.9	22.948	<u>2353.8</u>		1:44.184	
3	56.513	106.2	27.334	192.6	23.578	<u>2353.8</u>		1:47.425		9	<u>54.137</u>	110.7	28.746	197.6	23.898	<u>2353.8</u>		1:46.781	
4	55.831	113.2	27.425	195.6	23.720	2266.7		1:46.976		10	54.289	114.4	26.765	193.0	23.822	2266.7		1:44.876	
5	55.474	111.0	26.688	<u>198.3</u>	23.270	<u>2353.8</u>		1:45.432		11	54.245	113.4	<u>26.443</u>	196.3	<u>22.813</u>	<u>2353.8</u>		<u>1:43.501</u>	
6	55.403	<u>115.8</u>	27.253	190.7	23.269	2266.7		1:45.925		12									

133 Miguel Correia									KTM FRR125										
lap	Sect-1	Speed	Sect-2	Speed	Sect-3	Speed	TopSpeed	laptime	pit	lap	Sect-1	Speed	Sect-2	Speed	Sect-3	Speed	Topspeed	laptime	pit
1	55.340	115.5	27.743	197.6	23.429			1:46.512		6	54.490	<u>117.1</u>	<u>26.610</u>	<u>201.0</u>	23.019	2448.0		1:44.119	
2	54.963	115.0	27.165	196.3	23.402			1:45.530		7	54.435	115.4	26.694	<u>201.0</u>	<u>22.807</u>	2448.0		<u>1:43.936</u>	
3	54.620	115.3	26.925	200.7	23.919	2353.8		1:45.464		8	1:31.197	65.2	53.276	111.0	25.747	1974.2		2:50.220	
4	<u>54.175</u>	116.6	26.743	198.6	23.324	2185.7		1:44.242		9	56.616	107.0	27.585	197.3	In			2:02.429	P
5	55.146	114.9	26.808	199.3	23.091	<u>2550.0</u>		1:45.045		10		114.2	27.102	193.6	23.415	2266.7		2:08.087	

202 Ingardia Vito									Aprilia RS250										
lap	Sect-1	Speed	Sect-2	Speed	Sect-3	Speed	TopSpeed	laptime	pit	lap	Sect-1	Speed	Sect-2	Speed	Sect-3	Speed	Topspeed	laptime	pit
1	Out	83.1	32.792	179.4	28.335	1654.1		2:09.726		6	1:00.853	98.5	<u>29.668</u>	189.2	26.058	<u>1700.0</u>		1:56.579	
2	1:05.675	100.6	30.054	170.2	27.873	1457.1		2:03.602		7	1:00.089	102.1	29.776	178.9	<u>25.644</u>	<u>1700.0</u>		1:55.509	
3	1:02.165	99.1	30.317	166.7	27.493	<u>1700.0</u>		1:59.975		8	<u>59.259</u>	98.5	29.939	<u>189.5</u>	25.671	1654.1		<u>1:54.869</u>	
4	1:01.474	<u>103.5</u>	29.688	187.3	26.075	1610.5		1:57.237		9	1:00.666	78.8	39.990	151.4	In			2:21.714	P
5	1:16.723	98.3	31.343	177.8	26.111	1654.1		2:14.177		10									

SUPERBIKE-IDM V2 ADAC Siegerlandpreis
MSC Freies Grund e.V. im ADAC

S-02 / 10, FIM EMIN 10 / 15 / 1, TIMV
101 / 50

IG Königsklasse - Qualifying 2

6 - 8 May 2016

Runden und Sektoren Zeiten

Nürburgring Kurz - 3618 mtr.

206 Jörg Eberhardt									Aprilia RS250										
lap	Sect-1	Speed	Sect-2	Speed	Sect-3	Speed	TopSpeed	laptime	pit	lap	Sect-1	Speed	Sect-2	Speed	Sect-3	Speed	Topspeed	laptime	pit
1	Out	104.9	28.148	198.6	24.983	<u>2185.7</u>		1:52.410		5	<u>54.950</u>	<u>113.9</u>	<u>26.981</u>	199.3	<u>23.122</u>	<u>2185.7</u>		1:45.053	
2	56.341	108.7	27.330	199.0	23.781	2110.3		1:47.452		6	55.430	113.8	28.268	185.2	26.634	2110.3		1:50.332	
3	59.020	111.2	27.110	<u>199.7</u>	23.586	2110.3		1:49.716		7	56.525	112.3	27.472	198.3	23.281	<u>2185.7</u>		1:47.278	
4	55.577	110.5	27.186	199.0	23.221	<u>2185.7</u>		1:45.984		8	56.920	105.4	28.437	193.3	In			2:05.229	P

208 Daniel Kämmerling									FRP Aprilia RS250										
lap	Sect-1	Speed	Sect-2	Speed	Sect-3	Speed	TopSpeed	laptime	pit	lap	Sect-1	Speed	Sect-2	Speed	Sect-3	Speed	Topspeed	laptime	pit
1	Out	106.4	27.945	203.2	24.815	1912.5		1:51.279		7	55.026	112.0	26.813	203.9	22.931	<u>2353.8</u>		1:44.770	
2	54.859	112.4	27.056	204.6	23.289	2185.7		1:45.204		8	<u>53.598</u>	115.0	<u>26.432</u>	202.5	<u>22.661</u>	2040.0		1:42.691	
3	54.676	113.8	27.118	205.7	23.481	2040.0		1:45.275		9	54.182	114.2	27.091	203.9	23.073	1854.5		1:44.346	
4	55.156	113.3	27.085	<u>209.1</u>	23.978	2040.0		1:46.219		10	54.225	<u>117.6</u>	26.881	203.5	22.913	2110.3		1:44.019	
5	55.241	114.8	26.955	204.3	23.391	1974.2		1:45.587		11	53.954	113.0	26.560	202.5	22.730	2110.3		1:43.244	
6	54.382	116.3	27.128	199.3	22.899	2110.3		1:44.409		12									

210 Michael Kahmann									Aprilia RS250										
lap	Sect-1	Speed	Sect-2	Speed	Sect-3	Speed	TopSpeed	laptime	pit	lap	Sect-1	Speed	Sect-2	Speed	Sect-3	Speed	Topspeed	laptime	pit
1	Out	97.5	29.947	183.1	25.647	1974.2		1:55.499		7	1:00.657	104.3	28.814	184.6	25.251	<u>2110.3</u>		1:54.722	
2	59.416	<u>107.0</u>	28.891	181.4	25.886	2040.0		1:54.193		8	58.702	104.7	28.919	185.5	25.414	1974.2		1:53.035	
3	58.254	106.6	29.371	179.2	25.424	1912.5		1:53.049		9	59.192	100.7	31.013	173.5	25.505	1974.2		1:55.710	
4	59.530	102.9	29.566	178.3	25.502	1974.2		1:54.598		10	57.798	105.3	28.753	185.8	<u>24.758</u>	2040.0		1:51.309	
5	58.164	106.0	28.752	<u>187.3</u>	25.643	1748.6		1:52.559		11	<u>57.199</u>	105.3	<u>28.742</u>	183.4	25.173	1974.2		<u>1:51.114</u>	
6	59.576	106.9	29.247	184.0	25.598	1854.5		1:54.421		12									

214 Christian Kühn									Aprilia RS250										
lap	Sect-1	Speed	Sect-2	Speed	Sect-3	Speed	TopSpeed	laptime	pit	lap	Sect-1	Speed	Sect-2	Speed	Sect-3	Speed	Topspeed	laptime	pit
1	Out	95.2	30.675	184.0	27.268	1800.0		2:00.626		2	<u>59.924</u>	<u>106.6</u>	<u>28.911</u>	<u>193.6</u>	<u>25.376</u>	<u>2040.0</u>		1:54.211	

216 Till Obert									Aprilia RS250										
lap	Sect-1	Speed	Sect-2	Speed	Sect-3	Speed	TopSpeed	laptime	pit	lap	Sect-1	Speed	Sect-2	Speed	Sect-3	Speed	Topspeed	laptime	pit
1	Out	<u>103.6</u>	28.713	178.6	24.806	<u>1854.5</u>		1:49.031		3	58.080	102.5	<u>28.520</u>	176.7	24.229	1800.0		1:50.829	
2	58.131	101.5	28.673	<u>180.0</u>	24.446	1800.0		1:51.250		4	<u>57.649</u>	102.1	28.724	178.9	24.618	1800.0		1:50.991	

217 Uto Haag									Suzuki RGV250										
lap	Sect-1	Speed	Sect-2	Speed	Sect-3	Speed	TopSpeed	laptime	pit	lap	Sect-1	Speed	Sect-2	Speed	Sect-3	Speed	Topspeed	laptime	pit
1	Out	81.0	37.181	160.7	30.751	1530.0		2:20.673		6	1:09.413	94.3	33.137	174.0	<u>28.351</u>	<u>1654.1</u>		2:10.901	
2	1:10.037	96.3	33.263	165.0	30.003	1492.7		2:13.303		7	<u>1:08.224</u>	87.3	32.527	174.0	28.639	1569.2		<u>2:09.390</u>	
3	1:10.163	93.3	33.780	174.3	29.190	1569.2		2:13.133		8	1:09.050	<u>97.8</u>	33.042	<u>174.8</u>	28.808	1530.0		2:10.900	
4	1:09.155	87.0	32.875	170.4	28.357	1530.0		2:10.387		9	1:08.960	96.3	<u>32.484</u>	167.4	29.724	1569.2		2:11.168	
5	1:09.260	96.3	32.715	173.0	29.021	1530.0		2:10.996		10									

219 Christof Schäfer									EMS Aprilia RS 250										
lap	Sect-1	Speed	Sect-2	Speed	Sect-3	Speed	TopSpeed	laptime	pit	lap	Sect-1	Speed	Sect-2	Speed	Sect-3	Speed	Topspeed	laptime	pit
1	Out	108.5	28.020	184.9	24.134	1700.0		1:49.411		7	55.848	110.9	27.783	180.6	23.562	<u>1800.0</u>		1:47.193	
2	56.609	108.5	27.456	<u>189.8</u>	23.334	1700.0		1:47.399		8	55.367	110.1	27.728	183.7	23.336	1700.0		1:46.431	
3	55.583	110.3	27.879	184.0	23.263	1700.0		1:46.725		9	55.513	109.2	27.836	187.3	23.217	1748.6		1:46.566	
4	55.962	110.2	27.865	185.8	23.229	1654.1		1:47.056		10	<u>55.212</u>	110.7	27.659	183.7	<u>23.082</u>	1569.2		<u>1:45.953</u>	
5	55.591	<u>111.6</u>	27.739	186.4	23.223	1748.6		1:46.553		11	1:07.856	86.7	31.445	176.7	24.305	1748.6		2:03.606	
6	55.612	110.5	<u>27.424</u>	184.6	23.370	<u>1800.0</u>		1:46.406		12									

225 Dirk Broecheler									Aprilia RS250										
lap	Sect-1	Speed	Sect-2	Speed	Sect-3	Speed	TopSpeed	laptime	pit	lap	Sect-1	Speed	Sect-2	Speed	Sect-3	Speed	Topspeed	laptime	pit
1	Out	83.5	34.713	136.3	28.382	<u>1854.5</u>		2:07.864		6	57.534	108.1	27.751	189.5	24.325	1610.5		1:49.610	
2	58.027	107.2	28.277	189.5	24.643	1457.1		1:50.947		7	<u>56.766</u>	108.4	28.039	184.6	24.387	1748.6		1:49.192	
3	59.723	<u>109.6</u>	28.649	188.9	24.391	1569.2		1:52.763		8	56.806	108.7	28.220	188.2	24.673	1654.1		1:49.699	
4	57.412	108.4	<u>27.308</u>	<u>197.3</u>	24.151	1800.0		<u>1:48.871</u>		9	58.847	104.9	30.301	186.4	24.432	1700.0		1:53.580	
5	57.101	107.7	28.204	194.9	24.528	1654.1		1:49.833		10	57.672	105.7	27.834	186.1	<u>23.917</u>	1569.2		1:49.423	

228 Heiko Senkel									Aprilia RS250										
lap	Sect-1	Speed	Sect-2	Speed	Sect-3	Speed	TopSpeed	laptime	pit	lap	Sect-1	Speed	Sect-2	Speed	Sect-3	Speed	Topspeed	laptime	pit
1	Out	111.3	28.727	193.6	25.385	2185.7		1:55.337		5	<u>54.292</u>	115.9	<u>26.130</u>	203.9	22.898	1974.2		<u>1:43.320</u>	
2	54.887	115.4	26.388	205.7	23.454	<u>2266.7</u>		1:44.729		6	1:16.875	104.1	28.377	199.3	In			2:25.223	P

SUPERBIKE-IDM V2 ADAC Siegerlandpreis
MSC Freies Grund e.V. im ADAC

S-027 10, FIM EMIN 10/157, TIMV
101/50

IG Königsklasse - Qualifying 2

6 - 8 May 2016

Runden und Sektoren Zeiten

Nürburgring Kurz - 3618 mtr.

3	56.635	113.8	26.256	<u>207.9</u>	<u>22.506</u>	2185.7	1:45.397	7	Out	<u>116.3</u>	27.638	203.9	23.179	2185.7	3:38.227
4	55.600	115.3	27.465	192.0	24.518	1912.5	1:47.583	8	59.455	94.9	36.652	161.8	In		2:18.061 P

247 Andreas Lindberg										Aprilia RS250										
lap	Sect-1	Speed	Sect-2	Speed	Sect-3	Speed	TopSpeed	laptime	pit	lap	Sect-1	Speed	Sect-2	Speed	Sect-3	Speed	Topspeed	laptime	pit	
1	Out	83.0	30.504	186.7	27.531	2040.0		2:06.060		6	1:00.808	<u>108.2</u>	28.372	199.0	<u>24.592</u>	2110.3			1:53.772	
2	1:02.595	87.0	29.214	197.3	25.873	2110.3		1:57.682		7	<u>58.656</u>	97.6	<u>28.040</u>	<u>200.7</u>	25.980	2110.3			<u>1:52.676</u>	
3	1:03.048	86.9	28.782	198.6	26.204	1974.2		1:58.034		8	59.994	92.2	28.805	195.9	25.340	2110.3			1:54.139	
4	1:00.730	93.4	28.907	198.6	25.581	1974.2		1:55.218		9	59.002	100.5	28.340	195.9	25.939	2110.3			1:53.281	
5	1:00.574	90.5	29.549	187.9	25.427	<u>2353.8</u>		1:55.550		10	1:02.653	89.1	30.758	164.1	In				2:18.245 P	

283 Daniel Wolf										Aprilia RS250										
lap	Sect-1	Speed	Sect-2	Speed	Sect-3	Speed	TopSpeed	laptime	pit	lap	Sect-1	Speed	Sect-2	Speed	Sect-3	Speed	Topspeed	laptime	pit	
1	Out	112.3	26.819	210.6	24.099	2353.8		1:48.272		6	53.995	117.1	26.024	211.8	24.208	2448.0			1:44.227	
2	54.644	116.0	26.346	204.6	23.494	2448.0		1:44.484		7	<u>52.678</u>	116.9	26.187	207.6	22.694	2448.0			1:41.559	
3	53.420	115.5	26.017	211.8	<u>22.553</u>	<u>2550.0</u>		1:41.990		8	53.059	<u>118.8</u>	<u>25.682</u>	210.6	22.579	2448.0			<u>1:41.320</u>	
4	54.572	117.4	25.845	212.5	22.668	2110.3		1:43.085		9	53.793	112.9	26.169	209.1	22.730	2448.0			1:42.692	
5	59.743	108.3	27.017	<u>213.3</u>	23.413	2448.0		1:50.173		10	53.801	116.6	28.111	174.3	In				2:06.831 P	

291 Martin Uebel										Aprilia RS250										
lap	Sect-1	Speed	Sect-2	Speed	Sect-3	Speed	TopSpeed	laptime	pit	lap	Sect-1	Speed	Sect-2	Speed	Sect-3	Speed	Topspeed	laptime	pit	
1	1:06.457	92.2	30.014	192.6	26.009	<u>2185.7</u>		2:02.480		6	59.288	103.3	<u>28.304</u>	190.4	<u>24.897</u>	1748.6			<u>1:52.489</u>	
2	1:01.556	102.4	31.101	182.6	26.064			1:58.721		7	<u>58.871</u>	<u>103.6</u>	28.636	193.3	25.071	1748.6			1:52.578	
3	1:02.493	98.7	29.330	<u>194.3</u>	26.222			1:58.045		8	1:00.264	99.8	29.935	190.4	26.837	1492.7			1:57.036	
4	1:00.497	100.9	28.900	189.8	25.415	1974.2		1:54.812		9	1:09.211	101.5	29.538	188.9	25.172	1569.2			2:03.921	
5	59.552	103.1	28.713	189.5	24.918	1912.5		1:53.183		10										

SUPERBIKE-IDM V2 ADAC Siegerlandpreis
MSC Freies Grund e.V. im ADAC

S-02710, FIMLEMIN 10/157, IMV
101/50

Lauf name : IG Königsklasse - Qualifying 2
Lauf Datum : 07 May 2016
Wetter :
Strecke name : Nürburgring Kurz - 3618 mtr.

Participants Started : 35 Participants Classified : 35
Participants Finished : 15 Participants Not Classified : 9
Participants Not Finished : 29

Green flag at : 11:30:00 Heat recording start time : 11:30:00
Finish flag waved at : 11:50:01 Heat recording end time : 11:52:32
Total time under Green : 20:01 Total of All Laps in Heat : 325
Number of cautions : 0 Total time under Yellow : 00:00:00
Number of code-60's : 0 Total time under Code-60 : 00:00:00

Summary of winners per class

Nr.	Name / Team Name	Fahrzeug	Kls	Schnellste Rd.zeit	In	Schnitt	Rnd	Fahrzeit
-----	------------------	----------	-----	--------------------	----	---------	-----	----------

Best Lap time history during the Heat

#	Nr.	lap time	in lap	Name	Fahrzeug	time of day
1	45	1:41.811	2	Heinz Scheidt	Aprilia RS250	11:33:32
2	61	1:40.252	2	Mike Vökt	Yamaha TZ250	11:34:03
3	61	1:38.532	3	Mike Vökt	Yamaha TZ250	11:35:41
4	61	1:37.301	4	Mike Vökt	Yamaha TZ250	11:37:19
5	3	1:36.810	5	Jörg Schöllhorn	ROC Yamaha YZR500 V4	11:40:01
6	3	1:36.068	10	Jörg Schöllhorn	ROC Yamaha YZR500 V4	11:48:31

Summary of best lap times per class

Nr.	Name / Team Name	Fahrzeug	Kls	Schnellste Rd.zeit	In	Geschw
3	Jörg Schöllhorn	ROC Yamaha YZR500 V4	500	1:36.068	10	135.58
61	Mike Vökt	Yamaha TZ250	250	1:37.166	8	134.05
88	Reiner Scheidhauer	Honda RS125	125	1:40.931	7	129.05
283	Daniel Wolf	Aprilia RS250	S250	1:41.320	8	128.55

SUPERBIKE-IDM V2 ADAC Siegerlandpreis

MSC Freier Grund e.V. im ADAC

3-02/10, FIM EMIN 10/13/14, 11V
101/50

IG Königsklasse - Rennen 1

6 - 8 May 2016
Nürburgring Kurz - 3618 mtr.

Pl.	Nr.	Name / Bewerber	Motorrad / CITY	Kls	PIK	Diff.	Gesamtzeit	Schnellste	In	Schnitt
1	3	Jörg Schöllhorn	ROC Yamaha YZR500 V4 Bad Wurzach	500	1	-- 12 laps --	19:29.470	1:35.873	11	133.64
2	45	Heinz Scheidt	Aprilia RS250 Monschau	250	1	28.277	19:57.747	1:38.717	11	130.49
3	49	Carsten Schröter Team DMV	Yamaha TZ250 Raesfeld	250	2	32.291	20:01.761	1:39.260	10	130.05
4	51	Marcel Mendel	Yamaha TZ250 Ubach-Palenberg	250	3	59.058	20:28.528	1:40.329	10	127.22
5	88	Reiner Scheidhauer	Honda RS125 Saarbrücken	125	1	1:01.426	20:30.896	1:41.283	7	126.97
6	73	Marc Ruhroth	FRP Aprilia RS250 Kempenich	250	4	1:10.887	20:40.357	1:41.688	10	126.01
7	110	Karl Johann	RTS 125 Freilassing	125	2	1:11.498	20:40.968	1:41.422	5	125.94
8	283	Daniel Wolf	Aprilia RS250 Hambrücken	S250	1	1:12.982	20:42.452	1:42.170	2	125.79
9	208	Daniel Kämmerling	FRP Aprilia RS250 Düsseldorf	S250	2	1:21.063	20:50.533	1:42.834	7	124.98
10	30	Henrik Hoch	Honda RS250 Muggensturm	250	5	1:32.636	21:02.106	1:43.471	9	123.83
11	122	Chris Meyer	Honda RS125R Reinsdorf	125	3	1:40.276	21:09.746	1:43.209	12	123.09
12	219	Christof Schäfer	EMS Aprilia RS 250 Weitefeld	S250	3	1:42.275	21:11.745	1:44.199	11	122.90
13	75	Wolfgang Fleck	Yamaha TZ250 Rev. Remscheid	250	6	1:44.065	21:13.535	1:43.647	8	122.72
14	133	Miguel Correia	KTM FRR125 Zuidlaren	125	4	1:44.450	21:13.920	1:44.069	6	122.69
15	102	Robrecht Roosen	Honda RS125R Gingelom	125	5	-- 11 laps --	19:32.214	1:44.843	8	122.22
16	225	Dirk Broecheler	Aprilia RS250 Simmerath	S250	4	4.896	19:37.110	1:44.091	10	121.71
17	206	Jörg Eberhardt	Aprilia RS250 Berlin	S250	5	8.398	19:40.612	1:45.583	10	121.35
18	1	Wolfgang-Rolf Becker Team DMV	HARRIS Yam. YZR500 V4 Stuttgart	500	2	13.271	19:45.485	1:44.985	10	120.85
19	120	Boris Pütz	Honda RS125 Fürth	125	6	23.800	19:56.014	1:45.348	9	119.79
20	34	Peter Schulte-Wien Team DMV	Honda RS250 Nottuln	250	7	29.233	20:01.447	1:47.349	9	119.25
21	85	Peter Seydel	Honda RS125R Hofheim-Wallau	125	7	33.601	20:05.815	1:48.044	11	118.81


Schnellste Runde : 1:35.873 in Runde 11 durch nr. 3 : Jörg Schöllhorn (ROC Yamaha YZR500 V4)

Aushangzeit

Ergebnisse und Rundenzeiten : www.raceresults.at

Zeitnahme durch : SDO SportTiming

Ausdruckzeit 07-05-2016 - 17:25

Rennleiter	Steward	Zeitmessung	
Heinrich Schmidt	Christian T. Schneider	Bernd Jung	
Seite 1 von 2			

SUPERBIKE-IDM V2 ADAC Siegerlandpreis

MSC Freier Grund e.V. im ADAC

3-02/10, FIM EMIN 10/13/14, 111V
101/150

IG Königsklasse - Rennen 1

6 - 8 May 2016
Nürburgring Kurz - 3618 mtr.

Pl.	Nr.	Name / Bewerber	Motorrad / CITY	Kls	PIK	Diff.	Gesamtzeit	Schnellste	In	Schnitt
22	78	David Laudermilch	Yamaha TZ250 Berlin	250	8	43.416	20:15.630	1:46.622	11	117.85
23	35	Franko Piesner	Honda RS250 Hermsdorf	250	9	47.661	20:19.875	1:48.012	11	117.44
24	247	Andreas Lindberg	Aprilia RS250 Regensburg	S250	6	1:02.016	20:34.230	1:48.980	10	116.08
25	214	Christian Kühn	Aprilia RS250	S250	7	1:10.315	20:42.529	1:49.858	9	115.30
26	55	Gerd Schumacher	Yamaha TZ250 Rev. Darmstadt	250	10	1:20.298	20:52.512	1:50.613	10	114.38
27	291	Martin Uebel	Aprilia RS250 Hirschberg	S250	8	1:24.567	20:56.781	1:51.899	10	113.99
28	210	Michael Kahmann	Aprilia RS250 Werther	S250	9	-- 10 laps --	19:30.748	1:54.426	9	111.25
29	202	Ingardia Vito	Aprilia RS250 Timmendorfer Str.	S250	10	7.481	19:38.229	1:54.250	10	110.54
Nicht gewertet in Klasse : 250		Ist nicht gefinisht Oder Klassifikations Limit (75% von 12 Rnd) = 10 Rnd								
DNF	61	Mike Vökt	Yamaha TZ250 Eggingen	250		-- 9 laps --	14:57.681	1:37.474	5	130.58
DNF	41	Jens Bebiolka	Aprilia RSW250 Wremen	250		1:32.073	16:29.754	1:48.038	8	118.43
DNF	74	Werner Cvetko	Honda RS250 Kirchdorf	250		-- 1 laps --	1:51.790	1:51.790	1	116.51
DNF	44	Andreas Götti	Honda RS250 Oberkulm	250						
Nicht gewertet in Klasse : 125		Ist nicht gefinisht Oder Klassifikations Limit (75% von 12 Rnd) = 10 Rnd								
DNF	98	Adrian Hähle	Honda RS125R Lugau	125		-- 12 laps --	21:11.381	1:42.534	2	122.93

Schnellste Runde : 1:35.873 in Runde 11 durch nr. 3 : Jörg Schöllhorn (ROC Yamaha YZR500 V4)

Aushangzeit

Ergebnisse und Rundenzeiten : www.raceresults.at

Zeitnahme durch : SDO SportTiming

Ausdruckzeit 07-05-2016 - 17:25

Rennleiter Heinrich Schmidt	Steward Christian T. Schneider	Zeitmessung Bernd Jung	DMSB
Seite 2 von 2			

SUPERBIKE-IDM V2 ADAC Siegerlandpreis

MSC Freier Grund e.V. im ADAC

3-02/10, FIM EMIN 10/13/1, TIMV
101/50

IG Königsklasse - Rennen 1

6 - 8 May 2016
Nürburgring Kurz - 3618 mtr.

IGK 500 ccm

Pl.	Nr.	Name / Bewerber	Motorrad / CITY	Diff.	Diff	Gesamtzeit	Schnellste	In
1	3	Jörg Schöllhorn	ROC Yamaha YZR500 V4 Bad Wurzach	-- 12 laps --		19:29.470	1:35.873	11
2	1	Wolfgang-Rolf Becker Team DMV	HARRIS Yam. YZR500 V4 Stuttgart	-- 11 laps --		19:45.485	1:44.985	10

IGK 250 ccm

Pl.	Nr.	Name / Bewerber	Motorrad / CITY	Diff.	Diff	Gesamtzeit	Schnellste	In
1	45	Heinz Scheidt	Aprilia RS250 Morschau	-- 12 laps --		19:57.747	1:38.717	11
2	49	Carsten Schröter Team DMV	Yamaha TZ250 Raesfeld	4.014	4.014	20:01.761	1:39.260	10
3	51	Marcel Mendel	Yamaha TZ250 Übach-Palenberg	30.781	26.767	20:28.528	1:40.329	10
4	73	Marc Ruhroth	FRP Aprilia RS250 Kempenich	42.610	11.829	20:40.357	1:41.688	10
5	30	Henrik Hoch	Honda RS250 Muggensturm	1:04.359	21.749	21:02.106	1:43.471	9
6	75	Wolfgang Fleck	Yamaha TZ250 Rev. Remscheid	1:15.788	11.429	21:13.535	1:43.647	8
7	34	Peter Schulte-Wien Team DMV	Honda RS250 Nottuln	-- 11 laps --		20:01.447	1:47.349	9
8	78	David Laudermilch	Yamaha TZ250 Berlin	14.183	14.183	20:15.630	1:46.622	11
9	35	Franko Piesner	Honda RS250 Hermsdorf	18.428	4.245	20:19.875	1:48.012	11
10	55	Gerd Schumacher	Yamaha TZ250 Rev. Darmstadt	51.065	32.637	20:52.512	1:50.613	10

Nicht gewertet in Klasse : 250		Ist nicht gefinisht Oder Klassifikations Limit (75% von 12 Rnd) = 10 Rnd						
DNF	61	Mike Vökt	Yamaha TZ250 Eggingen	-- 9 laps --		14:57.681	1:37.474	5
DNF	41	Jens Bebiolka	Aprilia RSW250 Wremen	1:32.073	1:32.073	16:29.754	1:48.038	8
DNF	74	Werner Cvetko	Honda RS250 Kirchdorf	-- 1 laps --		1:51.790	1:51.790	1
DNF	44	Andreas Götti	Honda RS250 Oberkulm					

IGK 125 ccm

Pl.	Nr.	Name / Bewerber	Motorrad / CITY	Diff.	Diff	Gesamtzeit	Schnellste	In
1	88	Reiner Scheidhauer	Honda RS125 Saarbrücken	-- 12 laps --		20:30.896	1:41.283	7

Schnellste Runde : 1:35.873 in Runde 11 durch nr. 3 : Jörg Schöllhorn (ROC Yamaha YZR500 V4)

Aushangzeit

Ergebnisse und Rundenzeiten : www.raceresults.at

Zeitnahme durch : SDO SportTiming

Ausdruckzeit 07-05-2016 - 17:25

Rennleiter	Steward	Zeitmessung	DMSB
Heinrich Schmidt	Christian T. Schneider	Bernd Jung	
Seite 1 von 2			

SUPERBIKE-IDM V2 ADAC Siegerlandpreis

MSC Freier Grund e.V. im ADAC

5-02/10, FIM EMIN 10/13/1, TIMV
101/50

IG Königsklasse - Rennen 1

6 - 8 May 2016
Nürburgring Kurz - 3618 mtr.

2	110	Karl Johann	RTS 125 Freilassing	10.072	10.072	20:40.968	1:41.422	5
3	122	Chris Meyer	Honda RS125R Reinsdorf	38.850	28.778	21:09.746	1:43.209	12
4	133	Miguel Correia	KTM FRR125 Zuidlaren	43.024	4.174	21:13.920	1:44.069	6
5	102	Robrecht Roosen	Honda RS125R Gingelom	-- 11 laps --		19:32.214	1:44.843	8
6	120	Boris Pütz	Honda RS125 Fürth	23.800	23.800	19:56.014	1:45.348	9
7	85	Peter Seydel	Honda RS125R Hofheim-Wallau	33.601	9.801	20:05.815	1:48.044	11
Nicht gewertet in Klasse : 125 Ist nicht gefinisht Oder Klassifikations Limit (75% von 12 Rnd) = 10 Rnd								
DNF	98	Adrian Hähle	Honda RS125R Lugau	-- 12 laps --		21:11.381	1:42.534	2

IGK Serie 250 ccm

Pl.	Nr.	Name / Bewerber	Motorrad / CITY	Diff.	Diff	Gesamtzeit	Schnellste	In
1	283	Daniel Wolf	Aprilia RS250 Hambrücken	-- 12 laps --		20:42.452	1:42.170	2
2	208	Daniel Kämmerling	FRP Aprilia RS250 Düsseldorf	8.081	8.081	20:50.533	1:42.834	7
3	219	Christof Schäfer	EMS Aprilia RS 250 Weitefeld	29.293	21.212	21:11.745	1:44.199	11
4	225	Dirk Broecheler	Aprilia RS250 Simmerath	-- 11 laps --		19:37.110	1:44.091	10
5	206	Jörg Eberhardt	Aprilia RS250 Berlin	3.502	3.502	19:40.612	1:45.583	10
6	247	Andreas Lindberg	Aprilia RS250 Regensburg	57.120	53.618	20:34.230	1:48.980	10
7	214	Christian Kühn	Aprilia RS250	1:05.419	8.299	20:42.529	1:49.858	9
8	291	Martin Uebel	Aprilia RS250 Hirschberg	1:19.671	14.252	20:56.781	1:51.899	10
9	210	Michael Kahmann	Aprilia RS250 Werther	-- 10 laps --		19:30.748	1:54.426	9
10	202	Ingardia Vito	Aprilia RS250 Timmendorfer Str.	7.481	7.481	19:38.229	1:54.250	10

Der Wertungsabstand (75% von 12 Runden = 10 Runden) ist erreicht.
Der Wertungsabstand (75% von 12 Runden = 10 Runden) ist erreicht.

Alle Teilnehmer sind gewertet in Klasse : 500
Alle Teilnehmer sind gewertet in Klasse : S250


Schnellste Runde : 1:35.873 in Runde 11 durch nr. 3 : Jörg Schöllhorn (ROC Yamaha YZR500 V4)

Aushangzeit

Ergebnisse und Rundenzeiten : www.raceresults.at

Zeitnahme durch : SDO SportTiming

Ausdruckzeit 07-05-2016 - 17:25

Rennleiter	Steward	Zeitmessung	
Heinrich Schmidt	Christian T. Schneider	Bernd Jung	
Seite 2 von 2			

SUPERBIKE-IDM V2 ADAC Siegerlandpreis
MSC Freier Grund e.V. im ADAC

5-02/10, FIM EMIN 10/15/1, TMV
101/50

IG Königsklasse - Rennen 1
Rundezeiten

6 - 8 May 2016
Nürburgring Kurz - 3618 mtr.

Nr.	Name	Rnd	Runde	Lap ..1	Lap ..2	Lap ..3	Lap ..4	Lap ..5	Lap ..6	Lap ..7	Lap ..8	Lap ..9	Lap ..0
3	Jörg Schöllhorn	12	1 - 10	1:44.512	1:36.510	1:36.634	1:36.910	1:37.258	1:38.749	1:36.504	1:36.057	1:36.460	1:36.596
			11 - 20	1:35.873	1:37.407								
45	Heinz Scheidt	12	1 - 10	1:42.212	1:40.304	1:40.315	1:39.938	1:40.070	1:38.789	1:39.248	1:40.401	1:39.280	1:39.058
			11 - 20	1:38.717	1:39.415								
49	Carsten Schröter	12	1 - 10	1:42.026	1:40.043	1:39.952	1:40.468	1:40.121	1:40.212	1:39.558	1:40.493	1:39.790	1:39.260
			11 - 20	1:39.737	1:40.101								
51	Marcel Mendel	12	1 - 10	1:52.066	1:43.718	1:43.092	1:42.353	1:41.253	1:40.530	1:41.218	1:41.234	1:40.941	1:40.329
			11 - 20	1:40.780	1:41.014								
88	Reiner Scheidhauer	12	1 - 10	1:46.175	1:41.383	1:42.072	1:42.488	1:41.951	1:41.609	1:41.283	1:43.252	1:41.723	1:42.057
			11 - 20	1:42.645	1:44.258								
73	Marc Ruhroth	12	1 - 10	1:44.871	1:43.569	1:44.923	1:44.097	1:44.072	1:43.044	1:43.376	1:43.560	1:42.347	1:41.688
			11 - 20	1:42.589	1:42.221								
110	Karl Johann	12	1 - 10	1:48.443	1:42.260	1:42.537	1:42.491	1:41.422	1:41.900	1:42.538	1:42.636	1:43.564	1:44.266
			11 - 20	1:44.532	1:44.379								
283	Daniel Wolf	12	1 - 10	1:44.206	1:42.170	1:43.163	1:43.871	1:42.780	1:44.062	1:42.470	1:42.453	1:43.310	1:44.506
			11 - 20	1:44.422	1:45.039								
208	Daniel Kämmerling	12	1 - 10	1:46.745	1:43.842	1:45.498	1:44.453	1:45.127	1:43.309	1:42.834	1:42.964	1:43.298	1:43.759
			11 - 20	1:44.071	1:44.633								
30	Henrik Hoch	12	1 - 10	1:50.816	1:47.443	1:46.264	1:46.428	1:43.515	1:43.664	1:43.832	1:44.070	1:43.471	1:44.038
			11 - 20	1:43.772	1:44.793								
122	Chris Meyer	12	1 - 10	1:50.239	1:50.132	1:48.601	1:46.270	1:45.650	1:44.673	1:44.571	1:43.967	1:43.649	1:44.750
			11 - 20	1:44.035	1:43.209								
219	Christof Schäfer	12	1 - 10	1:50.606	1:46.938	1:47.997	1:47.644	1:45.786	1:45.062	1:45.218	1:44.579	1:44.515	1:44.464
			11 - 20	1:44.199	1:44.737								
75	Wolfgang Fleck	12	1 - 10	1:53.054	1:48.027	1:45.585	1:47.172	1:45.731	1:45.274	1:43.775	1:43.647	1:44.947	1:46.099
			11 - 20	1:44.589	1:45.635								
133	Miguel Correia	12	1 - 10	1:48.349	1:44.346	1:46.129	1:45.450	1:44.627	1:44.069	1:44.842	1:48.120	1:45.269	1:46.838
			11 - 20	1:47.994	1:47.887								
102	Robrecht Roosen	11	1 - 10	1:52.204	1:47.201	1:46.049	1:46.626	1:46.640	1:45.974	1:45.617	1:44.843	1:45.236	1:45.273
			11 - 20	1:46.551									
225	Dirk Broecheler	11	1 - 10	1:53.833	1:49.921	1:48.382	1:45.979	1:45.511	1:46.015	1:46.009	1:46.968	1:44.973	1:44.091
			11 - 20	1:45.428									
206	Jörg Eberhardt	11	1 - 10	1:51.761	1:49.087	1:49.254	1:47.005	1:46.254	1:45.727	1:46.269	1:47.098	1:45.895	1:45.583
			11 - 20	1:46.679									
1	Wolfgang-Rolf Becker	11	1 - 10	1:56.206	1:46.187	1:45.255	1:45.302	2:00.220	1:45.626	1:45.170	1:46.052	1:45.284	1:44.985
			11 - 20	1:45.198									
120	Boris Pütz	11	1 - 10	1:54.331	1:47.194	1:48.418	1:45.988	2:02.204	1:46.657	1:46.971	1:46.578	1:45.348	1:45.591
			11 - 20	1:46.734									
34	Peter Schulte-Wien	11	1 - 10	1:57.179	1:49.436	1:49.449	1:49.219	1:49.356	1:47.900	1:48.194	1:47.466	1:47.349	1:47.974
			11 - 20										

SUPERBIKE-IDM V2 ADAC Siegerlandpreis
MSC Freier Grund e.V. im ADAC

5-02/10, FIM EMIN 10/15/1, TMV
101/50

IG Königsklasse - Rennen 1
Rundezeiten

6 - 8 May 2016
Nürburgring Kurz - 3618 mtr.

Nr.	Name	Rnd	Runde	Lap ..1	Lap ..2	Lap ..3	Lap ..4	Lap ..5	Lap ..6	Lap ..7	Lap ..8	Lap ..9	Lap ..0
			11 - 20	1:47.925									
85	Peter Seydel	11	1 - 10	1:53.237	1:49.729	1:50.678	1:49.776	1:49.289	1:49.102	1:48.790	1:49.570	1:48.864	1:48.736
			11 - 20	1:48.044									
78	David Laudermilch	11	1 - 10	1:57.732	1:51.447	1:48.829	1:49.443	1:54.856	1:50.690	1:48.374	1:50.151	1:47.216	1:50.270
			11 - 20	1:46.622									
35	Franko Plesner	11	1 - 10	1:58.851	1:52.843	1:51.083	1:51.257	1:51.270	1:50.203	1:49.446	1:49.430	1:49.464	1:48.016
			11 - 20	1:48.012									
247	Andreas Lindberg	11	1 - 10	2:00.551	1:54.065	1:55.823	1:50.794	1:51.649	1:50.898	1:50.704	1:51.096	1:49.754	1:48.980
			11 - 20	1:49.916									
214	Christian Kühn	11	1 - 10	1:57.282	1:54.248	1:54.656	1:54.039	1:51.937	1:52.726	1:50.880	1:50.397	1:49.858	1:51.450
			11 - 20	1:55.056									
55	Gerd Schumacher	11	1 - 10	1:59.457	1:54.628	1:56.545	1:55.192	1:54.134	1:53.438	1:51.926	1:52.928	1:51.664	1:50.613
			11 - 20	1:51.987									
291	Martin Uebel	11	1 - 10	2:01.310	1:54.035	1:56.138	1:55.032	1:54.402	1:53.132	1:52.478	1:52.631	1:53.776	1:51.899
			11 - 20	1:51.948									
210	Michael Kahmann	10	1 - 10	2:00.662	1:57.646	2:01.040	1:58.303	1:56.051	1:55.209	1:55.358	1:54.788	1:54.426	1:57.265
202	Ingardia Vito	10	1 - 10	2:04.905	2:00.008	1:59.108	1:58.596	1:56.658	1:55.600	1:56.542	1:54.335	1:58.227	1:54.250
61	Mike Vökt	9	1 - 10	1:39.544	1:37.596	1:38.759	1:37.857	1:37.474	1:37.784	1:37.697	1:37.592	1:53.378	
41	Jens Bebiolka	9	1 - 10	1:57.970	1:49.437	1:49.709	1:49.321	1:49.201	1:48.184	1:49.117	1:48.038	1:48.777	
74	Werner Cvetko	1	1 - 10	1:51.790									
44	Andreas Götti		1 - 10										
98	Adrian Hähle	12	1 - 10	1:49.428	1:42.534	1:44.110	1:44.411	1:45.460	1:43.274	1:42.826	1:42.999	1:43.602	1:43.431
			11 - 20	1:44.000	2:05.306								

SUPERBIKE-IDM V2 ADAC Siegerlandpreis
MSC Freier Grund e.V. im ADAC

S-02/10, FIM EMIN 10/15/1, TIMV
101/50

IG Königsklasse - Rennen 1

6 - 8 May 2016
Nürburgring Kurz - 3618 mtr.

Pl.	Nr.	Name / Team Name	Sector 1			Sector 2			Sector 3			Theoretischer Bestest	Bestzeit	In
			Zeit	.	pl.	Zeit	.	pl.	Zeit	.	pl.			
1	3	Jörg Schöllhorn	50.105	11	1	23.933	11	1	21.377	10	1	1:35.415	1:35.873	11
2	45	Heinz Scheidt	51.527	11	3	25.098	3	3	21.853	1	3	1:38.478	1:38.717	11
3	49	Carsten Schröter	51.867	9	4	25.153	10	5	21.996	7	5	1:39.016	1:39.260	10
4	51	Marcel Mendel	52.835	11	6	25.107	6	4	21.940	10	4	1:39.882	1:40.329	10
5	88	Reiner Scheidhauer	52.740	3	5	25.622	7	6	22.249	7	6	1:40.611	1:41.283	7
6	73	Marc Ruhroth	53.187	12	8	26.068	10	11	22.425	10	9	1:41.680	1:41.688	10
7	110	Karl Johann	52.895	5	7	25.790	2	7	22.405	5	8	1:41.090	1:41.422	5
8	283	Daniel Wolf	53.365	2	9	25.947	5	9	22.566	1	10	1:41.878	1:42.170	2
9	208	Daniel Kämmerling	53.667	9	10	26.351	7	14	22.648	8	12	1:42.666	1:42.834	7
10	30	Henrik Hoch	54.226	11	15	26.264	6	12	22.696	9	14	1:43.186	1:43.471	9
11	122	Chris Meyer	53.901	9	12	26.357	9	15	22.766	12	15	1:43.024	1:43.209	12
12	219	Christof Schäfer	53.995	11	14	26.838	11	20	22.692	9	13	1:43.525	1:44.199	11
13	75	Wolfgang Fleck	53.921	8	13	26.342	11	13	22.611	7	11	1:42.874	1:43.647	8
14	133	Miguel Correi	54.312	7	16	26.439	7	16	23.064	6	18	1:43.815	1:44.069	6
15	102	Robrecht Roosen	55.081	8	22	26.641	7	19	22.900	7	17	1:44.622	1:44.843	8
16	225	Dirk Broecheler	54.362	10	17	26.553	9	18	22.789	9	16	1:43.704	1:44.091	10
17	206	Jörg Eberhardt	55.008	10	21	26.513	9	17	23.133	9	19	1:44.654	1:45.583	10
18	1	Wolfgang-Rolf Becker	54.688	8	18	26.055	7	10	23.431	10	21	1:44.174	1:44.985	10
19	120	Boris Pütz	54.809	4	19	27.026	2	23	23.173	9	20	1:45.008	1:45.348	9
20	34	Peter Schulte-Wien	55.800	8	24	27.312	9	26	23.728	9	22	1:46.840	1:47.349	9
21	85	Peter Seydel	55.958	11	25	27.485	10	27	23.751	9	23	1:47.194	1:48.044	11
22	78	David Laudermilch	55.470	11	23	26.903	3	21	23.764	11	24	1:46.137	1:46.622	11
23	35	Franko Piesner	56.389	11	27	27.069	11	24	24.144	10	27	1:47.602	1:48.012	11
24	247	Andreas Lindberg	57.384	10	28	27.142	9	25	24.033	10	25	1:48.559	1:48.980	10
25	214	Christian Kühn	56.259	9	26	28.141	7	29	25.083	8	30	1:49.483	1:49.858	9
26	55	Gerd Schumacher	58.775	10	30	27.623	10	28	24.215	10	28	1:50.613	1:50.613	10
27	291	Martin Uebel	58.593	10	29	28.235	7	30	24.465	7	29	1:51.293	1:51.899	10
28	210	Michael Kahmann	59.510	9	32	28.625	1	31	25.273	1	31	1:53.408	1:54.426	9
29	202	Ingardia Vito	58.872	10	31	28.727	8	32	25.725	6	32	1:53.324	1:54.250	10
30	61	Mike Vökt	50.987	9	2	24.428	8	2	21.522	6	2	1:36.937	1:37.474	5
31	41	Jens Bebiolka	54.929	10	20	26.953	10	22	24.062	8	26	1:45.944	1:48.038	8
32	74	Werner Cvetko											1:51.790	1
33	44	Andreas Götti												
34	98	Adrian Hähle	53.740	10	11	25.844	7	8	22.261	8	7	1:41.845	1:42.534	2

SUPERBIKE-IDM V2 ADAC Siegerlandpreis
MSC Freier Grund e.V. im ADAC

S-02/10, FIM EMIN 10/15/1, TMV
101/50

IG Königsklasse - Rennen 1
Runden und Sektoren Zeiten

6 - 8 May 2016
Nürburgring Kurz - 3618 mtr.

1 Wolfgang-Rolf Becker									HARRIS Yam. YZR500 V4										
lap	Sect-1	Speed	Sect-2	Speed	Sect-3	Speed	TopSpeed	laptime	pit	lap	Sect-1	Speed	Sect-2	Speed	Sect-3	Speed	Topspeed	laptime	pit
1			28.239	213.3	24.448	4371.4		1:56.206		7	55.473	120.9	<u>26.055</u>	227.2	23.642	4371.4		1:45.170	
2	55.483	117.3	26.627	216.9	24.077	4080.0		1:46.187		8	<u>54.688</u>	118.2	27.493	224.1	23.871	4371.4		1:46.052	
3	55.217	113.7	26.270	209.5	23.768	<u>5563.6</u>		1:45.255		9	55.555	<u>122.9</u>	26.108	222.4	23.621	4080.0		1:45.284	
4	54.725	117.8	26.731	194.3	23.846	<u>5563.6</u>		1:45.302		10	55.129	120.5	26.425	232.7	<u>23.431</u>	4707.7		<u>1:44.985</u>	
5	1:08.510	94.7	27.905	196.6	23.805	4371.4		2:00.220		11	55.025	117.8	26.545	230.9	23.628	4707.7		1:45.198	
6	55.971	116.0	26.178	<u>237.0</u>	23.477	4371.4		1:45.626		12									

3 Jörg Schöllhorn									ROC Yamaha YZR500 V4										
lap	Sect-1	Speed	Sect-2	Speed	Sect-3	Speed	TopSpeed	laptime	pit	lap	Sect-1	Speed	Sect-2	Speed	Sect-3	Speed	Topspeed	laptime	pit
1		126.3	24.651	235.6	22.045	7650.0		1:44.512		7	50.156	<u>132.2</u>	24.730	235.6	21.618	8742.9		1:36.504	
2	50.482	131.1	24.255	237.0	21.773	10200.0		1:36.510		8	50.337	131.4	23.980	232.7	21.740	10200.0		1:36.057	
3	50.261	129.2	24.265	242.5	22.108	10200.0		1:36.634		9	50.358	130.9	24.012	230.9	22.090	8742.9		1:36.460	
4	50.799	130.3	24.442	239.0	21.669	10200.0		1:36.910		10	50.750	130.0	24.469	244.6	<u>21.377</u>	8742.9		1:36.596	
5	51.281	125.0	24.295	233.7	21.682	5563.6		1:37.258		11	<u>50.105</u>	129.8	<u>23.933</u>	<u>245.6</u>	21.835	<u>15300.0</u>		<u>1:35.873</u>	
6	51.463	121.3	24.726	211.8	22.560	<u>15300.0</u>		1:38.749		12	50.875	129.3	24.639	235.1	21.893	8742.9		1:37.407	

30 Henrik Hoch									Honda RS250										
lap	Sect-1	Speed	Sect-2	Speed	Sect-3	Speed	TopSpeed	laptime	pit	lap	Sect-1	Speed	Sect-2	Speed	Sect-3	Speed	Topspeed	laptime	pit
1		110.2	27.198	<u>214.5</u>	23.879	2660.9		1:50.816		7	54.474	<u>117.9</u>	26.568	207.6	22.790	3060.0		1:43.832	
2	56.077	115.4	26.429	211.8	24.937	2660.9		1:47.443		8	54.657	111.2	26.440	209.5	22.973	3060.0		1:44.070	
3	55.406	113.2	26.526	206.5	24.332	2781.8		1:46.264		9	54.266	114.0	26.509	208.3	<u>22.696</u>	3060.0		<u>1:43.471</u>	
4	54.720	116.5	26.901	171.2	24.807	<u>3221.1</u>		1:46.428		10	54.365	116.5	26.648	205.7	23.025	2914.3		1:44.038	
5	54.307	115.4	26.425	209.1	22.783	3060.0		1:43.515		11	<u>54.226</u>	117.6	26.560	203.9	22.986	2781.8		1:43.772	
6	54.390	115.1	<u>26.264</u>	211.8	23.010	3060.0		1:43.664		12	54.883	114.3	26.699	201.4	23.211	2914.3		1:44.793	

34 Peter Schulte-Wien									Honda RS250										
lap	Sect-1	Speed	Sect-2	Speed	Sect-3	Speed	TopSpeed	laptime	pit	lap	Sect-1	Speed	Sect-2	Speed	Sect-3	Speed	Topspeed	laptime	pit
1		113.0	28.237	197.9	24.937	3060.0		1:57.179		7	56.579	112.0	27.428	197.3	24.187	<u>3400.0</u>		1:48.194	
2	56.640	112.6	27.403	196.6	25.393	2914.3		1:49.436		8	<u>55.800</u>	<u>114.9</u>	27.766	192.6	23.900	3060.0		1:47.466	
3	56.563	110.7	27.898	191.0	24.988	3221.1		1:49.449		9	56.309	111.6	<u>27.312</u>	197.6	<u>23.728</u>	<u>3400.0</u>		<u>1:47.349</u>	
4	56.896	111.6	27.756	194.6	24.567	2914.3		1:49.219		10	56.213	113.6	27.621	193.0	24.140	3221.1		1:47.974	
5	56.966	112.3	28.187	195.9	24.203	3060.0		1:49.356		11	55.973	112.5	27.869	193.6	24.083	<u>3400.0</u>		1:47.925	
6	56.396	112.0	27.528	<u>199.3</u>	23.976	<u>3400.0</u>		1:47.900		12									

35 Franko Piesner									Honda RS250										
lap	Sect-1	Speed	Sect-2	Speed	Sect-3	Speed	TopSpeed	laptime	pit	lap	Sect-1	Speed	Sect-2	Speed	Sect-3	Speed	Topspeed	laptime	pit
1		112.3	28.007	<u>206.8</u>	25.557	3825.0		1:58.851		7	57.530	112.1	27.322	205.0	24.594	3600.0		1:49.446	
2	58.738	112.1	27.595	200.7	26.510	3825.0		1:52.843		8	57.122	108.7	27.706	200.0	24.602	3825.0		1:49.430	
3	57.736	<u>113.7</u>	27.791	201.8	25.556	3600.0		1:51.083		9	57.218	112.0	27.953	202.5	24.293	<u>4371.4</u>		1:49.464	
4	57.817	111.9	27.972	197.3	25.468	4080.0		1:51.257		10	56.764	111.1	27.108	206.5	<u>24.144</u>	4080.0		1:48.016	
5	58.471	105.4	27.888	201.8	24.911	4080.0		1:51.270		11	<u>56.389</u>	111.8	<u>27.069</u>	205.0	24.554	4080.0		<u>1:48.012</u>	
6	57.669	111.9	27.734	203.2	24.800	4080.0		1:50.203		12									

41 Jens Bebiolka									Aprilia RSW250										
lap	Sect-1	Speed	Sect-2	Speed	Sect-3	Speed	TopSpeed	laptime	pit	lap	Sect-1	Speed	Sect-2	Speed	Sect-3	Speed	Topspeed	laptime	pit
1		113.7	27.769	195.9	25.196	<u>5100.0</u>		1:57.970		6	56.988	115.3	27.006	<u>209.5</u>	24.190	<u>5100.0</u>		1:48.184	
2	57.328	116.8	27.052	207.9	25.057	<u>5100.0</u>		1:49.437		7	56.764	114.6	28.157	185.5	24.196	<u>5100.0</u>		1:49.117	
3	57.205	117.6	27.254	206.8	25.250	4707.7		1:49.709		8	56.894	117.3	27.082	205.0	<u>24.062</u>	<u>5100.0</u>		<u>1:48.038</u>	
4	57.440	116.8	27.060	190.7	24.821	<u>5100.0</u>		1:49.321		9	56.428	109.1	28.122	200.0	24.227	<u>5100.0</u>		1:48.777	
5	57.191	116.9	27.500	200.0	24.510	<u>5100.0</u>		1:49.201		10									

44 Andreas Götti									Honda RS250										
lap	Sect-1	Speed	Sect-2	Speed	Sect-3	Speed	TopSpeed	laptime	pit	lap	Sect-1	Speed	Sect-2	Speed	Sect-3	Speed	Topspeed	laptime	pit

45 Heinz Scheidt									Aprilia RS250										
lap	Sect-1	Speed	Sect-2	Speed	Sect-3	Speed	TopSpeed	laptime	pit	lap	Sect-1	Speed	Sect-2	Speed	Sect-3	Speed	Topspeed	laptime	pit
1		121.5	25.610	224.1	<u>21.853</u>	<u>4707.7</u>		1:42.212		7	52.150	120.5	25.207	222.8	21.891	3825.0		1:39.248	
2	52.169	122.3	25.124	225.4	23.011	4080.0		1:40.304		8	52.699	122.4	25.623	222.8	22.079	4371.4		1:40.401	
3	52.273	122.0	<u>25.098</u>	224.1	22.944	4080.0		1:40.315		9	51.807	124.9	25.412	221.5	22.061	<u>3400.0</u>		1:39.280	
4	52.056	122.4	25.146	224.1	22.736	<u>4707.7</u>		1:39.938		10	51.739	<u>125.7</u>	25.466	223.3	21.853	3400.0		1:39.058	
5	52.117	122.4	25.119	225.4	22.834	<u>3400.0</u>		1:40.070		11	<u>51.527</u>	124.3	25.117	223.3	22.073	3221.1		<u>1:38.717</u>	

SUPERBIKE-IDM V2 ADAC Siegerlandpreis
MSC Freier Grund e.V. im ADAC

S-UZ / 10, FIM EMIN 10 / 15 / 11M
101 / 50

IG Königsklasse - Rennen 1

6 - 8 May 2016

Runden und Sektoren Zeiten

Nürburgring Kurz - 3618 mtr.

6	51.570	122.4	25.202	<u>225.9</u>	22.017	3400.0		1:38.789	12	51.701	123.0	25.366	221.1	22.348	3400.0		1:39.415
---	--------	-------	--------	--------------	--------	--------	--	----------	----	--------	-------	--------	-------	--------	--------	--	----------

49 Carsten Schröter									Yamaha TZ250										
lap	Sect-1	Speed	Sect-2	Speed	Sect-3	Speed	TopSpeed	laptime	pit	lap	Sect-1	Speed	Sect-2	Speed	Sect-3	Speed	Topspeed	laptime	pit
1		124.7	25.641	227.7	22.124	5100.0		1:42.026		7	52.099	125.0	25.463	228.1	<u>21.996</u>	5563.6		1:39.558	
2	51.869	124.4	25.513	226.8	22.661	5100.0		1:40.043		8	52.118	124.9	26.300	223.7	22.075	5563.6		1:40.493	
3	51.940	124.3	25.482	225.9	22.530	5100.0		1:39.952		9	<u>51.867</u>	124.3	25.861	221.5	22.062	<u>6120.0</u>		1:39.790	
4	52.127	123.6	25.594	225.4	22.747	5100.0		1:40.468		10	51.888	124.0	<u>25.153</u>	<u>232.3</u>	22.219	5563.6		<u>1:39.260</u>	
5	52.040	125.0	25.364	227.2	22.717	5563.6		1:40.121		11	52.074	124.7	25.383	228.6	22.280	5100.0		1:39.737	
6	52.738	<u>125.4</u>	25.286	229.9	22.188	5100.0		1:40.212		12	52.332	125.3	25.515	226.8	22.254	<u>6120.0</u>		1:40.101	

51 Marcel Mendel									Yamaha TZ250										
lap	Sect-1	Speed	Sect-2	Speed	Sect-3	Speed	TopSpeed	laptime	pit	lap	Sect-1	Speed	Sect-2	Speed	Sect-3	Speed	Topspeed	laptime	pit
1		119.1	25.984	226.3	22.755	3600.0		1:52.066		7	52.879	125.4	25.916	217.4	22.423	<u>4371.4</u>		1:41.218	
2	54.932	115.0	26.126	216.1	22.660	4080.0		1:43.718		8	53.164	125.7	25.826	215.7	22.244	3600.0		1:41.234	
3	54.196	123.0	25.262	226.8	23.634	3400.0		1:43.092		9	52.899	<u>128.7</u>	25.642	226.3	22.400	<u>4371.4</u>		1:40.941	
4	54.064	124.4	25.824	226.3	22.465	4080.0		1:42.353		10	53.082	126.0	25.307	225.9	<u>21.940</u>	<u>4371.4</u>		<u>1:40.329</u>	
5	53.164	124.4	25.640	223.3	22.449	3825.0		1:41.253		11	<u>52.835</u>	126.9	25.416	222.8	22.529	3825.0		1:40.780	
6	53.224	127.2	<u>25.107</u>	<u>227.2</u>	22.199	4080.0		1:40.530		12	53.251	124.7	25.631	224.1	22.132	4080.0		1:41.014	

55 Gerd Schumacher									Yamaha TZ250 Rev.										
lap	Sect-1	Speed	Sect-2	Speed	Sect-3	Speed	TopSpeed	laptime	pit	lap	Sect-1	Speed	Sect-2	Speed	Sect-3	Speed	Topspeed	laptime	pit
1		111.0	27.987	<u>211.8</u>	25.073	<u>3600.0</u>		1:59.457		7	59.713	<u>111.9</u>	27.701	209.5	24.512	3221.1		1:51.926	
2	1:00.148	104.8	28.021	202.8	26.459	3221.1		1:54.628		8	1:00.137	100.3	28.213	204.6	24.578	3221.1		1:52.928	
3	1:00.905	100.4	28.602	194.9	27.038	<u>3600.0</u>		1:56.545		9	59.159	101.8	28.115	205.3	24.390	3400.0		1:51.664	
4	1:00.204	97.6	28.786	200.7	26.202	3060.0		1:55.192		10	<u>58.775</u>	110.1	<u>27.623</u>	210.2	<u>24.215</u>	3221.1		<u>1:50.613</u>	
5	1:00.899	100.5	28.315	203.9	24.920	3221.1		1:54.134		11	59.264	105.6	28.242	197.9	24.481	3400.0		1:51.987	
6	1:00.250	101.1	28.234	207.2	24.954	3221.1		1:53.438		12									

61 Mike Vökt									Yamaha TZ250										
lap	Sect-1	Speed	Sect-2	Speed	Sect-3	Speed	TopSpeed	laptime	pit	lap	Sect-1	Speed	Sect-2	Speed	Sect-3	Speed	Topspeed	laptime	pit
1		121.8	24.725	229.0	21.624	5563.6		1:39.544		6	51.676	123.3	24.586	225.0	<u>21.522</u>	<u>6120.0</u>		1:37.784	
2	51.266	120.9	24.788	229.9	21.542	5563.6		1:37.596		7	51.324	121.2	24.611	228.1	21.762	5563.6		1:37.697	
3	51.577	119.7	24.836	226.8	22.346	5563.6		1:38.759		8	51.608	122.9	<u>24.428</u>	<u>230.9</u>	21.556	<u>6120.0</u>		1:37.592	
4	51.259	<u>126.5</u>	24.722	226.8	21.876	5563.6		1:37.857		9	<u>50.987</u>	124.4	24.709	225.0	In			1:53.378	P
5	51.035	122.3	24.662	228.1	21.777	5563.6		<u>1:37.474</u>		10									

73 Marc Ruhroth									FRP Aprilia RS250										
lap	Sect-1	Speed	Sect-2	Speed	Sect-3	Speed	TopSpeed	laptime	pit	lap	Sect-1	Speed	Sect-2	Speed	Sect-3	Speed	Topspeed	laptime	pit
1		118.9	26.258	<u>219.8</u>	22.712	4080.0		1:44.871		7	53.955	118.6	26.325	216.1	23.096	4080.0		1:43.376	
2	54.090	118.2	26.230	217.8	23.249	4080.0		1:43.569		8	54.364	117.6	26.404	214.9	22.792	4371.4		1:43.560	
3	54.550	118.2	26.751	211.8	23.622	3600.0		1:44.923		9	53.530	119.2	26.372	216.1	22.445	3825.0		1:42.347	
4	54.272	117.3	26.476	214.5	23.349	4371.4		1:44.097		10	53.195	120.0	<u>26.068</u>	213.3	<u>22.425</u>	4371.4		<u>1:41.688</u>	
5	54.503	117.9	26.157	212.2	23.412	4080.0		1:44.072		11	53.551	120.0	26.274	216.1	22.764	<u>4707.7</u>		1:42.589	
6	54.079	118.9	26.310	218.6	22.655	3825.0		1:43.044		12	<u>53.187</u>	<u>121.6</u>	26.408	207.9	22.626	<u>4707.7</u>		1:42.221	

74 Werner Cvetko									Honda RS250										
lap	Sect-1	Speed	Sect-2	Speed	Sect-3	Speed	TopSpeed	laptime	pit	lap	Sect-1	Speed	Sect-2	Speed	Sect-3	Speed	Topspeed	laptime	pit
1								<u>1:51.790</u>		2									

75 Wolfgang Fleck									Yamaha TZ250 Rev.										
lap	Sect-1	Speed	Sect-2	Speed	Sect-3	Speed	TopSpeed	laptime	pit	lap	Sect-1	Speed	Sect-2	Speed	Sect-3	Speed	Topspeed	laptime	pit
1		111.1	27.562	205.0	23.814	3221.1		1:53.054		7	54.342	<u>118.6</u>	26.822	199.3	<u>22.611</u>	<u>3400.0</u>		1:43.775	
2	55.817	113.2	26.731	<u>205.7</u>	25.479	<u>3400.0</u>		1:48.027		8	<u>53.921</u>	116.8	26.759	200.7	22.967	3060.0		<u>1:43.647</u>	
3	55.083	114.2	26.909	200.3	23.593	3060.0		1:45.585		9	55.127	115.5	26.802	202.1	23.018	3221.1		1:44.947	
4	56.132	113.8	26.846	201.4	24.194	3221.1		1:47.172		10	55.876	117.8	26.855	197.3	23.368	3060.0		1:46.099	
5	55.184	116.1	27.126	197.6	23.421	3060.0		1:45.731		11	54.183	117.1	<u>26.342</u>	197.6	24.064	3221.1		1:44.589	
6	55.394	115.6	26.738	197.6	23.142	3221.1		1:45.274		12	54.995	110.0	27.068	200.7	23.572	<u>3400.0</u>		1:45.635	

78 David Laudermilch									Yamaha TZ250										
lap	Sect-1	Speed	Sect-2	Speed	Sect-3	Speed	TopSpeed	laptime	pit	lap	Sect-1	Speed	Sect-2	Speed	Sect-3	Speed	Topspeed	laptime	pit
1		107.2	28.124	205.7	25.137	4080.0		1:57.732		7	56.435	90.5	27.950	194.3	23.989	4080.0		1:48.374	
2	58.469	109.1	28.351	187.0	24.627	3825.0		1:51.447		8	58.375	109.9	27.259	196.9	24.517	4080.0		1:50.151	

SUPERBIKE-IDM V2 ADAC Siegerlandpreis
MSC Freier Grund e.V. im ADAC

3-02/10, FIM EMIN 10/15/1, TIMV
101/50

IG Königsklasse - Rennen 1

6 - 8 May 2016

Runden und Sektoren Zeiten

Nürburgring Kurz - 3618 mtr.

3	56.338	109.0	<u>26.903</u>	<u>209.8</u>	25.588	4080.0		1:48.829	9	56.246	111.9	27.063	199.3	23.907	4371.4	1:47.216
4	57.087	109.5	27.446	202.8	24.910	3060.0		1:49.443	10	58.249	113.8	27.500	200.0	24.521	4371.4	1:50.270
5	1:00.812	109.1	27.947	184.9	26.097	3600.0		1:54.856	11	<u>55.470</u>	<u>119.1</u>	27.388	196.9	<u>23.764</u>	<u>4707.7</u>	<u>1:46.622</u>
6	58.486	110.8	27.461	186.7	24.743	4371.4		1:50.690	12							

85 Peter Seydel									Honda RS125R										
lap	Sect-1	Speed	Sect-2	Speed	Sect-3	Speed	TopSpeed	laptime	pit	lap	Sect-1	Speed	Sect-2	Speed	Sect-3	Speed	Topspeed	laptime	pit
1		110.9	27.894	<u>196.9</u>	24.416	2914.3		1:53.237	7	56.734	<u>112.9</u>	27.928	191.4	24.128	2781.8			1:48.790	
2	57.230	109.0	27.819	192.0	24.680	2781.8		1:49.729	8	58.073	112.0	27.537	192.3	23.960	2914.3			1:49.570	
3	56.971	108.8	28.237	190.1	25.470	2781.8		1:50.678	9	57.215	110.7	27.898	194.3	<u>23.751</u>	<u>3060.0</u>			1:48.864	
4	57.008	110.5	28.017	187.0	24.751	2781.8		1:49.776	10	56.894	111.9	<u>27.485</u>	192.3	24.357	2781.8			1:48.736	
5	57.380	110.7	27.719	191.7	24.190	2914.3		1:49.289	11	<u>55.958</u>	111.9	28.163	190.1	23.923	2914.3			<u>1:48.044</u>	
6	56.876	111.6	28.195	195.3	24.031	2914.3		1:49.102	12										

88 Reiner Scheidhauer									Honda RS125										
lap	Sect-1	Speed	Sect-2	Speed	Sect-3	Speed	TopSpeed	laptime	pit	lap	Sect-1	Speed	Sect-2	Speed	Sect-3	Speed	Topspeed	laptime	pit
1		114.6	26.725	<u>214.1</u>	22.404	<u>3825.0</u>		1:46.175	7	53.412	117.5	<u>25.622</u>	211.4	<u>22.249</u>	<u>3825.0</u>			<u>1:41.283</u>	
2	52.990	117.4	25.999	210.2	22.394	3600.0		1:41.383	8	54.106	116.0	26.648	207.9	22.498	3600.0			1:43.252	
3	<u>52.740</u>	118.9	25.693	210.2	23.639	<u>3825.0</u>		1:42.072	9	53.325	<u>119.5</u>	25.846	212.5	22.552	3600.0			1:41.723	
4	53.384	117.8	25.968	210.6	23.136	<u>3825.0</u>		1:42.488	10	53.761	117.4	25.825	211.0	22.471	<u>3825.0</u>			1:42.057	
5	53.404	118.0	25.844	211.4	22.703	3600.0		1:41.951	11	53.378	117.3	25.992	210.2	23.275	<u>3825.0</u>			1:42.645	
6	53.388	118.0	25.731	212.2	22.490	3600.0		1:41.609	12	55.729	112.3	26.089	209.5	22.440	3600.0			1:44.258	

98 Adrian Hähle									Honda RS125R										
lap	Sect-1	Speed	Sect-2	Speed	Sect-3	Speed	TopSpeed	laptime	pit	lap	Sect-1	Speed	Sect-2	Speed	Sect-3	Speed	Topspeed	laptime	pit
1		113.9	27.632	<u>205.0</u>	22.739	<u>3060.0</u>		1:49.428	7	54.434	119.5	<u>25.844</u>	203.2	22.548	2448.0			1:42.826	
2	53.897	115.6	26.182	201.8	22.455	<u>3060.0</u>		1:42.534	8	53.942	117.9	26.796	199.0	<u>22.261</u>	2781.8			1:42.999	
3	54.039	116.5	27.250	200.0	22.821	2781.8		1:44.110	9	53.996	120.3	26.674	199.7	22.932	<u>3060.0</u>			1:43.602	
4	54.557	112.7	26.829	199.0	23.025	<u>3060.0</u>		1:44.411	10	<u>53.740</u>	105.1	26.939	199.3	22.752	2781.8			1:43.431	
5	55.440	114.5	27.082	201.0	22.938	2781.8		1:45.460	11	54.289	117.6	26.921	195.9	22.790	2781.8			1:44.000	
6	54.204	<u>120.5</u>	26.491	202.5	22.579	2781.8		1:43.274	12	1:01.159	111.7	30.445	179.7	In				2:05.306	P

102 Robrecht Roosen									Honda RS125R										
lap	Sect-1	Speed	Sect-2	Speed	Sect-3	Speed	TopSpeed	laptime	pit	lap	Sect-1	Speed	Sect-2	Speed	Sect-3	Speed	Topspeed	laptime	pit
1		110.8	27.436	<u>206.5</u>	23.346	<u>2781.8</u>		1:52.204	7	56.076	113.0	<u>26.641</u>	201.4	<u>22.900</u>	2660.9			1:45.617	
2	56.195	111.8	26.864	202.8	24.142	2448.0		1:47.201	8	<u>55.081</u>	114.4	26.715	200.0	23.047	2448.0			<u>1:44.843</u>	
3	55.160	113.1	26.690	200.3	24.199	2660.9		1:46.049	9	55.183	113.1	27.006	199.7	23.047	2660.9			1:45.236	
4	55.401	114.0	27.043	193.9	24.182	2550.0		1:46.626	10	55.216	<u>114.5</u>	26.915	194.6	23.142	2448.0			1:45.273	
5	56.337	112.5	27.076	195.9	23.227	2448.0		1:46.640	11	55.915	111.7	27.094	193.6	23.542	2266.7			1:46.551	
6	55.948	113.4	26.690	203.9	23.336	2448.0		1:45.974	12										

110 Karl Johann									RTS 125										
lap	Sect-1	Speed	Sect-2	Speed	Sect-3	Speed	TopSpeed	laptime	pit	lap	Sect-1	Speed	Sect-2	Speed	Sect-3	Speed	Topspeed	laptime	pit
1		114.3	26.485	201.0	23.075	<u>3400.0</u>		1:48.443	7	53.493	115.4	26.396	200.0	22.649	3221.1			1:42.538	
2	53.534	115.5	<u>25.790</u>	<u>203.9</u>	22.936	3221.1		1:42.260	8	53.418	113.2	26.472	198.6	22.746	3060.0			1:42.636	
3	53.431	115.4	26.015	201.8	23.091	3221.1		1:42.537	9	53.991	113.8	26.551	200.0	23.022	<u>3400.0</u>			1:43.564	
4	53.081	111.2	26.455	198.6	22.955	3221.1		1:42.491	10	54.066	112.7	26.523	200.3	23.677	3221.1			1:44.266	
5	<u>52.895</u>	<u>115.8</u>	26.122	200.7	<u>22.405</u>	3221.1		<u>1:41.422</u>	11	54.728	108.8	26.887	197.3	22.917	3221.1			1:44.532	
6	53.213	115.0	26.218	202.5	22.469	3060.0		1:41.900	12	54.635	113.0	26.755	195.6	22.989	<u>3400.0</u>			1:44.379	

120 Boris Pütz									Honda RS125										
lap	Sect-1	Speed	Sect-2	Speed	Sect-3	Speed	TopSpeed	laptime	pit	lap	Sect-1	Speed	Sect-2	Speed	Sect-3	Speed	Topspeed	laptime	pit
1		110.5	27.430	197.9	23.270	3060.0		1:54.331	7	55.833	110.5	27.913	193.9	23.225	<u>3221.1</u>			1:46.971	
2	55.677	108.4	<u>27.026</u>	196.6	24.491	<u>3221.1</u>		1:47.194	8	56.147	109.9	27.248	193.9	23.183	<u>3221.1</u>			1:46.578	
3	55.531	112.6	27.310	193.6	25.577	2914.3		1:48.418	9	54.958	111.9	27.217	194.3	<u>23.173</u>	2914.3			<u>1:45.348</u>	
4	<u>54.809</u>	<u>113.1</u>	27.263	196.6	23.916	3060.0		1:45.988	10	55.176	110.0	27.220	192.3	23.195	2914.3			1:45.591	
5	1:10.659	101.3	27.927	194.3	23.618	3060.0		2:02.204	11	55.972	109.1	27.385	191.4	23.377	2914.3			1:46.734	
6	56.255	110.2	27.035	<u>199.0</u>	23.367	<u>3221.1</u>		1:46.657	12										

122 Chris Meyer									Honda RS125R										
lap	Sect-1	Speed	Sect-2	Speed	Sect-3	Speed	TopSpeed	laptime	pit	lap	Sect-1	Speed	Sect-2	Speed	Sect-3	Speed	Topspeed	laptime	pit
1		108.7	27.779	197.6	23.584	3400.0		1:50.239	7	54.716	114.3	26.550	198.3	23.305	3400.0			1:44.571	
2	56.683	108.0	28.144	192.0	25.305	3400.0		1:50.132	8	54.283	114.2	26.504	197.9	23.180	3400.0			1:43.967	
3	56.309	112.9	27.251	193.0	25.041	3400.0		1:48.601	9	<u>53.901</u>	116.4	<u>26.357</u>	<u>203.9</u>	23.391	3400.0			1:43.649	

SUPERBIKE-IDM V2 ADAC Siegerlandpreis
MSC Freier Grund e.V. im ADAC

S-02/10, FIM EMIN 10/15/1, TIMV
101/50

IG Königsklasse - Rennen 1

6 - 8 May 2016

Runden und Sektoren Zeiten

Nürburgring Kurz - 3618 mtr.

4	55.594	109.2	26.971	194.3	23.705	3600.0	1:46.270	10	54.759	113.9	26.585	192.6	23.406	3400.0	1:44.750
5	55.098	111.6	26.809	197.3	23.743	3400.0	1:45.650	11	53.964	114.3	26.614	194.6	23.457	3600.0	1:44.035
6	54.731	113.3	26.395	200.3	23.547	3600.0	1:44.673	12	53.902	118.3	26.541	195.3	22.766	3600.0	1:43.209

133 Miguel Correia									KTM FRR125										
lap	Sect-1	Speed	Sect-2	Speed	Sect-3	Speed	TopSpeed	laptime	pit	lap	Sect-1	Speed	Sect-2	Speed	Sect-3	Speed	Topspeed	laptime	pit
1		115.0	26.811	204.3	23.251	3600.0		1:48.349		7	54.312	117.1	26.439	201.8	24.091	3221.1		1:44.842	
2	54.691	115.6	26.493	205.7	23.162	3060.0		1:44.346		8	58.032	113.4	26.854	200.0	23.234	2914.3		1:48.120	
3	55.266	115.0	26.749	200.7	24.114	3825.0		1:46.129		9	55.192	115.4	26.901	201.0	23.176	3825.0		1:45.269	
4	54.837	115.1	26.804	203.5	23.809			1:45.450		10	55.419	112.4	27.498	200.0	23.921	3400.0		1:46.838	
5	54.796	116.8	26.591	200.7	23.240	3825.0		1:44.627		11	55.494	115.5	27.844	196.9	24.656	3600.0		1:47.994	
6	54.341	117.0	26.664	203.5	23.064	4080.0		1:44.069		12	56.497	112.5	27.153	202.5	24.237	2110.3		1:47.887	

202 Ingardia Vito									Aprilia RS250										
lap	Sect-1	Speed	Sect-2	Speed	Sect-3	Speed	TopSpeed	laptime	pit	lap	Sect-1	Speed	Sect-2	Speed	Sect-3	Speed	Topspeed	laptime	pit
1		97.1	29.420	193.9	26.654	2110.3		2:04.905		6	1:00.995	102.7	28.880	189.8	25.725	2185.7		1:55.600	
2	1:01.801	101.7	29.093	188.9	29.114	2110.3		2:00.008		7	1:01.217	102.3	28.991	185.5	26.334	2110.3		1:56.542	
3	1:00.906	99.3	29.754	186.4	28.448	2185.7		1:59.108		8	59.749	102.6	28.727	192.3	25.859	2266.7		1:54.335	
4	1:00.384	103.1	29.333	184.9	28.879	2040.0		1:58.596		9	59.807	102.2	30.880	180.8	27.540	2185.7		1:58.227	
5	1:00.473	101.9	29.676	190.1	26.509	2110.3		1:56.658		10	58.872	100.6	29.447	184.6	25.931	2185.7		1:54.250	

206 Jörg Eberhardt									Aprilia RS250										
lap	Sect-1	Speed	Sect-2	Speed	Sect-3	Speed	TopSpeed	laptime	pit	lap	Sect-1	Speed	Sect-2	Speed	Sect-3	Speed	Topspeed	laptime	pit
1		109.5	27.533	204.3	23.498	3060.0		1:51.761		7	55.687	110.0	26.990	200.3	23.592	3060.0		1:46.269	
2	55.944	114.4	27.526	193.3	25.617	3060.0		1:49.087		8	56.292	112.9	27.088	197.3	23.718	2914.3		1:47.098	
3	57.024	108.7	27.377	202.1	24.853	3400.0		1:49.254		9	56.249	112.4	26.513	204.6	23.133	2914.3		1:45.895	
4	55.925	111.8	26.834	202.5	24.246	3060.0		1:47.005		10	55.008	115.3	26.710	200.0	23.865	3221.1		1:45.583	
5	55.616	111.5	26.923	202.1	23.715	3060.0		1:46.254		11	55.421	112.0	27.197	198.6	24.061	2914.3		1:46.679	
6	55.450	111.0	26.920	202.8	23.357	3221.1		1:45.727		12									

208 Daniel Kämmerling									FRP Aprilia RS250										
lap	Sect-1	Speed	Sect-2	Speed	Sect-3	Speed	TopSpeed	laptime	pit	lap	Sect-1	Speed	Sect-2	Speed	Sect-3	Speed	Topspeed	laptime	pit
1		113.2	26.725	210.6	23.195	2550.0		1:46.745		7	53.780	114.8	26.351	207.6	22.703	3060.0		1:42.834	
2	54.296	113.4	26.604	206.8	22.942	2781.8		1:43.842		8	53.762	115.1	26.554	206.5	22.648	2781.8		1:42.964	
3	55.207	113.4	26.827	205.0	23.464	2448.0		1:45.498		9	53.667	113.6	26.649	207.9	22.982	2914.3		1:43.298	
4	54.414	112.0	26.823	206.8	23.216	2550.0		1:44.453		10	54.108	113.7	26.684	206.8	22.967	2914.3		1:43.759	
5	55.325	113.8	26.748	208.3	23.054	2914.3		1:45.127		11	54.390	113.9	26.649	205.7	23.032	2781.8		1:44.071	
6	54.139	115.3	26.364	208.3	22.806	2914.3		1:43.309		12	54.106	114.6	27.684	204.6	22.843	2781.8		1:44.633	

210 Michael Kahmann									Aprilia RS250										
lap	Sect-1	Speed	Sect-2	Speed	Sect-3	Speed	TopSpeed	laptime	pit	lap	Sect-1	Speed	Sect-2	Speed	Sect-3	Speed	Topspeed	laptime	pit
1		103.3	28.625	193.6	25.273	2550.0		2:00.662		6	1:00.147	106.0	29.148	186.7	25.914	2781.8		1:55.209	
2	1:02.228	100.6	28.677	185.5	26.741	2660.9		1:57.646		7	1:00.394	103.4	29.305	182.9	25.659	2550.0		1:55.358	
3	1:03.109	88.1	30.116	182.6	27.815	2266.7		2:01.040		8	59.777	103.9	29.143	183.7	25.868	2550.0		1:54.788	
4	1:01.977	103.7	29.716	178.6	26.610	2448.0		1:58.303		9	59.510	100.7	29.302	182.3	25.614	2550.0		1:54.426	
5	59.759	102.1	29.707	183.7	26.585	2110.3		1:56.051		10	59.708	104.5	29.448	182.9	28.109	2660.9		1:57.265	

214 Christian Kühn									Aprilia RS250										
lap	Sect-1	Speed	Sect-2	Speed	Sect-3	Speed	TopSpeed	laptime	pit	lap	Sect-1	Speed	Sect-2	Speed	Sect-3	Speed	Topspeed	laptime	pit
1		107.8	29.081	191.4	25.626	2550.0		1:57.282		7	57.609	102.9	28.141	192.6	25.130	2914.3		1:50.880	
2	58.415	105.9	29.015	177.8	26.818	2914.3		1:54.248		8	56.978	105.6	28.336	195.3	25.083	2550.0		1:50.397	
3	59.017	106.2	28.692	183.4	26.947	2448.0		1:54.656		9	56.259	106.6	28.206	189.2	25.393	2914.3		1:49.858	
4	57.958	100.6	28.983	181.1	27.098	2353.8		1:54.039		10	56.882	104.5	28.732	190.1	25.836	2550.0		1:51.450	
5	57.662	104.5	28.543	189.5	25.732	2660.9		1:51.937		11	58.349	103.7	29.791	182.3	26.916	3060.0		1:55.056	
6	58.825	104.0	28.377	186.1	25.524	2914.3		1:52.726		12									

219 Christof Schäfer									EMS Aprilia RS 250										
lap	Sect-1	Speed	Sect-2	Speed	Sect-3	Speed	TopSpeed	laptime	pit	lap	Sect-1	Speed	Sect-2	Speed	Sect-3	Speed	Topspeed	laptime	pit
1		109.9	27.540	194.3	23.571	2448.0		1:50.606		7	54.569	110.7	27.580	182.6	23.069	2550.0		1:45.218	
2	55.516	110.1	27.380	190.1	24.042	2185.7		1:46.938		8	54.376	110.8	27.186	186.4	23.017	2266.7		1:44.579	
3	55.307	110.4	27.668	182.3	25.022	2353.8		1:47.997		9	54.795	113.1	27.028	187.9	22.692	2353.8		1:44.515	
4	55.713	108.8	27.423	185.2	24.508	2266.7		1:47.644		10	54.391	111.0	27.229	189.8	22.844	2185.7		1:44.464	
5	55.481	111.3	27.245	191.0	23.060	2266.7		1:45.786		11	53.995	110.7	26.838	191.0	23.366	2353.8		1:44.199	
6	54.885	111.3	27.413	186.1	22.764	2266.7		1:45.062		12	54.639	110.8	27.263	185.5	22.835	1974.2		1:44.737	

SUPERBIKE-IDM V2 ADAC Siegerlandpreis
MSC Freier Grund e.V. im ADAC

S-027 10, FIM EMIN 10/157, TIMV
101/50

IG Königsklasse - Rennen 1
Runden und Sektoren Zeiten

6 - 8 May 2016
Nürburgring Kurz - 3618 mtr.

225 Dirk Broecheler									Aprilia RS250										
lap	Sect-1	Speed	Sect-2	Speed	Sect-3	Speed	TopSpeed	laptime	pit	lap	Sect-1	Speed	Sect-2	Speed	Sect-3	Speed	Topspeed	laptime	pit
1		110.7	27.502	204.6	24.400	2185.7		1:53.833		7	55.648	113.2	26.608	200.7	23.753	2353.8		1:46.009	
2	57.166	105.9	27.358	195.3	25.397	2266.7		1:49.921		8	56.433	109.5	26.901	201.0	23.634	2110.3		1:46.968	
3	56.377	107.7	27.645	199.3	24.360	2185.7		1:48.382		9	55.631	<u>114.6</u>	<u>26.553</u>	201.4	<u>22.789</u>	2353.8		1:44.973	
4	55.053	112.1	26.879	201.4	24.047	2110.3		1:45.979		10	<u>54.362</u>	111.7	26.648	194.3	23.081	2040.0		<u>1:44.091</u>	
5	55.491	110.4	26.751	203.9	23.269	<u>2550.0</u>		1:45.511		11	54.682	111.3	26.945	196.6	23.801	2110.3		1:45.428	
6	55.530	114.4	26.761	<u>205.0</u>	23.724	2448.0		1:46.015		12									

247 Andreas Lindberg									Aprilia RS250										
lap	Sect-1	Speed	Sect-2	Speed	Sect-3	Speed	TopSpeed	laptime	pit	lap	Sect-1	Speed	Sect-2	Speed	Sect-3	Speed	Topspeed	laptime	pit
1		103.3	27.987	209.5	25.031	3221.1		2:00.551		7	58.208	101.9	27.674	202.8	24.822	3060.0		1:50.704	
2	59.651	88.4	28.027	206.1	26.387	3221.1		1:54.065		8	58.134	102.2	27.952	201.4	25.010	3060.0		1:51.096	
3	1:00.570	95.3	28.520	197.9	26.733	2660.9		1:55.823		9	58.258	<u>105.3</u>	<u>27.142</u>	209.1	24.354	2914.3		1:49.754	
4	58.349	102.1	27.584	205.0	24.861	3060.0		1:50.794		10	<u>57.384</u>	104.5	27.563	203.2	<u>24.033</u>	3221.1		<u>1:48.980</u>	
5	59.172	98.6	27.401	<u>209.8</u>	25.076	<u>3400.0</u>		1:51.649		11	57.894	<u>105.3</u>	27.417	200.3	24.605	3060.0		1:49.916	
6	59.010	105.1	27.374	201.4	24.514	2914.3		1:50.898		12									

283 Daniel Wolf									Aprilia RS250										
lap	Sect-1	Speed	Sect-2	Speed	Sect-3	Speed	TopSpeed	laptime	pit	lap	Sect-1	Speed	Sect-2	Speed	Sect-3	Speed	Topspeed	laptime	pit
1		115.9	26.141	<u>214.1</u>	<u>22.566</u>	3600.0		1:44.206		7	53.571	117.3	25.957	211.4	22.942	3600.0		1:42.470	
2	<u>53.365</u>	117.1	25.972	209.8	22.833	3600.0		<u>1:42.170</u>		8	53.384	115.6	26.118	210.6	22.951	3400.0		1:42.453	
3	53.526	116.3	26.029	209.5	23.608	3600.0		1:43.163		9	54.287	<u>117.5</u>	25.969	212.9	23.054	3600.0		1:43.310	
4	54.529	115.0	26.131	210.6	23.211	3600.0		1:43.871		10	53.968	115.1	26.205	211.8	24.333	3221.1		1:44.506	
5	53.526	115.6	<u>25.947</u>	212.2	23.307	3400.0		1:42.780		11	54.507	114.6	26.299	209.5	23.616	3600.0		1:44.422	
6	54.483	116.4	26.186	204.3	23.393	<u>3825.0</u>		1:44.062		12	54.251	117.3	26.715	205.7	24.073	3600.0		1:45.039	

291 Martin Uebel									Aprilia RS250										
lap	Sect-1	Speed	Sect-2	Speed	Sect-3	Speed	TopSpeed	laptime	pit	lap	Sect-1	Speed	Sect-2	Speed	Sect-3	Speed	Topspeed	laptime	pit
1		103.3	28.476	<u>198.3</u>	25.791			2:01.310		7	59.778	100.2	<u>28.235</u>	196.3	<u>24.465</u>			1:52.478	
2	59.735	<u>104.1</u>	28.349	195.9	25.951			1:54.035		8	59.180	101.5	28.558	195.9	24.893			1:52.631	
3	1:00.120	102.5	28.798	193.9	27.220	<u>2781.8</u>		1:56.138		9	1:00.592	101.1	28.325	193.3	24.859			1:53.776	
4	59.574	101.1	29.062	194.6	26.396			1:55.032		10	<u>58.593</u>	102.2	28.428	192.0	24.878			<u>1:51.899</u>	
5	1:00.481	101.9	28.613	197.3	25.308			1:54.402		11	58.701	103.3	28.422	190.4	24.825	2353.8		1:51.948	
6	59.557	102.8	28.621	196.9	24.954			1:53.132		12									

SUPERBIKE-IDM V2 ADAC Siegerlandpreis

MSC Freies Grund e. V. im ADAC

S-02/16, FIM EMN 10/157, IMV 191/52

6 - 8 May 2016

Nürburgring Kurz - 3618 mtr.

Startaufstellung - IG Königsklasse - Rennen 1

Startzeit : 17:00 - Lauf Länge : 15 Minuten Und 2 Rnd

Pl.	Nr.	Name	Zeit	Pl.	Nr.	Name	Zeit	Pl.	Nr.	Name	Zeit
-----	-----	------	------	-----	-----	------	------	-----	-----	------	------

Row 13	39	217	Uto Haag	2:08.354	38	202	Ingardia Vito	1:54.869	37	247	Andreas Lindberg	1:52.676
Row 12	36	291	Martin Uebel	1:52.489	35	55	Gerd Schumacher	1:51.578	34	35	Franco Piesner	1:51.159
Row 11	33	210	Michael Kahmann	1:51.114	32	41	Jens Bebiolka	1:49.645	31	216	Till Obert	1:49.623
Row 10	30	225	Dirk Broecheler	1:48.871	29	78	David Laudermilch	1:47.785	28	34	Peter Schulte-Wien	1:47.335
Row 9	27	214	Christian Kühn	1:47.249	26	85	Peter Seydel	1:47.163	25	2	Jac v. d. Elsen	1:46.730
Row 8	24	75	Wolfgang Fleck	1:46.096	23	219	Christof Schäfer	1:45.953	22	120	Boris Pütz	1:45.847
Row 7	21	110	Karl Johann	1:45.843	20	102	Robrecht Roosen	1:45.608	19	1	Wolfgang-Rolf Becker	1:44.684
Row 6	18	74	Werner Cvetko	1:44.265	17	206	Jörg Eberhardt	1:44.093	16	133	Miguel Correia	1:43.936
Row 5	15	122	Chris Meyer	1:43.501	14	228	Heiko Senkel	1:43.320	13	30	Henrik Hoch	1:43.071
Row 4	12	91	Micky Wnkler	1:42.961	11	98	Adrian Hähle	1:42.916	10	208	Daniel Kämmerling	1:42.691
Row 3	9	73	Marc Ruhroth	1:41.363	8	283	Daniel Wolf	1:41.320	7	51	Marcel Mendel	1:41.006
Row 2	6	88	Reiner Scheidhauer	1:40.931	5	49	Carsten Schröter	1:39.407	4	45	Heinz Scheidt	1:38.945
Row 1	3	44	Andreas Götti	1:38.287	2	61	Mike Vökt	1:37.166	1	3	Jörg Schöllhorn	1:36.068

Pole Links

----- STARTLINIE -----

Ergebnisse und Rundenzeiten : www.raceresults.at			Zeitnahme durch : SDO SportTiming		Ausdruckzeit 07-05-2016 - 12:04	
Rennleiter		Steward		Zeitmessung		
Heinrich Schmidt		Christian T. Schneider		Bernd Jung		
Seite 1 von 1		DMSB				

SUPERBIKE-IDM V2 ADAC Siegerlandpreis
MSC Freier Grund e.V. im ADAC

S-02710, FIMLEMIN 10/157, IMV
101/50

Lauf name : IG Königsklasse - Rennen 1
Lauf Datum : 07 May 2016
Wetter :
Strecke name : Nürburgring Kurz - 3618 mtr.

Participants Started : 34 Participants Classified : 29
Participants Finished : 29 Participants Not Classified : 11
Participants Not Finished : 11

Green flag at : 17:00:43 Heat recording start time : 16:52:30
Finish flag waved at : 17:20:12 Heat recording end time : 17:22:28
Total time under Green : 19:29 Total of All Laps in Heat : 362
Number of cautions : 0 Total time under Yellow : 00:00:00
Number of code-60's : 0 Total time under Code-60 : 00:00:00

Summary of winners per class

Nr.	Name / Team Name	Fahrzeug	Kls	Schnellste Rd.zeit	In	Schnitt	Rnd	Fahrzeit
3	Jörg Schöllhorn	ROC Yamaha YZR500 V4	500	1:35.873	11	133.64	12	19:29.470
45	Heinz Scheidt	Aprilia RS250	250	1:38.717	11	130.49	12	19:57.747
88	Reiner Scheidhauer	Honda RS125	125	1:41.283	7	126.97	12	20:30.896
283	Daniel Wolf	Aprilia RS250	S250	1:42.170	2	125.79	12	20:42.452

Leader history during the Heat

#	Nr.	Lap	to Lap	Name	Fahrzeug
1	61	1	7	Mike Vökt	Yamaha TZ250
2	3	8	12	Jörg Schöllhorn	ROC Yamaha YZR500 V4

Best Lap time history during the Heat

#	Nr.	lap time	in lap	Name	Fahrzeug	time of day
1	61	1:39.544	1	Mike Vökt	Yamaha TZ250	17:02:23
2	61	1:37.596	2	Mike Vökt	Yamaha TZ250	17:04:00
3	3	1:36.510	2	Jörg Schöllhorn	ROC Yamaha YZR500 V4	17:04:04
4	3	1:36.504	7	Jörg Schöllhorn	ROC Yamaha YZR500 V4	17:12:10
5	3	1:36.057	8	Jörg Schöllhorn	ROC Yamaha YZR500 V4	17:13:46
6	3	1:35.873	11	Jörg Schöllhorn	ROC Yamaha YZR500 V4	17:18:35

Summary of best lap times per class

Nr.	Name / Team Name	Fahrzeug	Kls	Schnellste Rd.zeit	In	Geschw
3	Jörg Schöllhorn	ROC Yamaha YZR500 V4	500	1:35.873	11	135.85
61	Mike Vökt	Yamaha TZ250	250	1:37.474	5	133.62
88	Reiner Scheidhauer	Honda RS125	125	1:41.283	7	128.60
283	Daniel Wolf	Aprilia RS250	S250	1:42.170	2	127.48

Summary of number of laps in the lead

#	Nr.	Name	Fahrzeug	# Laps in the lead
1	61	Mike Vökt	Yamaha TZ250	7
2	3	Jörg Schöllhorn	ROC Yamaha YZR500 V4	5

SUPERBIKE-IDM V2 ADAC Siegerlandpreis

MSC Freier Grund e.V. im ADAC

3-02/10, FIM EMIN 10/10/11, 11V
101/50

IG Königsklasse - Rennen 2

6 - 8 May 2016
Nürburgring Kurz - 3618 mtr.

Pl.	Nr.	Name / Bewerber	Motorrad / CITY	Kls	PIK	Diff.	Gesamtzeit	Schnellste	In	Schnitt
1	3	Jörg Schöllhorn	ROC Yamaha YZR500 V4 Bad Wurzach	500	1	-- 12 laps --	19:27.760	1:35.442	5	133.84
2	61	Mike Vökt	Yamaha TZ250 Eggingen	250	1	1.381	19:29.141	1:36.673	4	133.68
3	49	Carsten Schröter Team DMV	Yamaha TZ250 Raesfeld	250	2	38.850	20:06.610	1:39.654	2	129.53
4	73	Marc Ruhroth	FRP Aprilia RS250 Kempenich	250	3	1:03.414	20:31.174	1:41.351	3	126.95
5	283	Daniel Wolf	Aprilia RS250 Hambrücken	S250	1	1:04.562	20:32.322	1:41.495	9	126.83
6	88	Reiner Scheidhauer	Honda RS125 Saarbrücken	125	1	1:06.793	20:34.553	1:41.491	12	126.60
7	208	Daniel Kämmerling	FRP Aprilia RS250 Düsseldorf	S250	2	1:06.869	20:34.629	1:41.427	8	126.59
8	98	Adrian Hähle	Honda RS125R Lugau	125	2	1:07.022	20:34.782	1:41.105	12	126.57
9	122	Chris Meyer	Honda RS125R Reinsdorf	125	3	1:13.064	20:40.824	1:42.336	4	125.96
10	51	Marcel Mendel	Yamaha TZ250 Übach-Palenberg	250	4	1:18.016	20:45.776	1:40.341	7	125.46
11	91	Micky Winkler	Honda RS125R Schleiz	125	4	1:31.571	20:59.331	1:42.842	7	124.11
12	110	Karl Johann	RTS 125 Freilassing	125	5	1:36.483	21:04.243	1:42.811	8	123.62
13	206	Jörg Eberhardt	Aprilia RS250 Berlin	S250	3	1:37.503	21:05.263	1:44.476	7	123.52
14	30	Henrik Hoch	Honda RS250 Muggensturm	250	5	1:37.743	21:05.503	1:44.305	10	123.50
15	120	Boris Pütz	Honda RS125 Fürth	125	6	1:40.155	21:07.915	1:43.868	9	123.27
16	102	Robrecht Roosen	Honda RS125R Gingelom	125	7	-- 11 laps --	19:28.421	1:44.499	7	122.62
17	225	Dirk Broecheler	Aprilia RS250 Simmerath	S250	4	1.475	19:29.896	1:45.088	7	122.46
18	75	Wolfgang Fleck	Yamaha TZ250 Rev. Remscheid	250	6	10.511	19:38.932	1:45.354	3	121.52
19	34	Peter Schulte-Wien Team DMV	Honda RS250 Nottuln	250	7	14.893	19:43.314	1:44.688	4	121.07
20	78	David Laudermilch	Yamaha TZ250 Berlin	250	8	27.673	19:56.094	1:45.957	5	119.78
21	85	Peter Seydel	Honda RS125R Hofheim-Wallau	125	8	28.842	19:57.263	1:46.880	11	119.66
22	41	Jens Bebiolka	Aprilia RSW250 Wremen	250	9	33.646	20:02.067	1:46.847	7	119.18


Schnellste Runde : 1:35.442 in Runde 5 durch nr. 3 : Jörg Schöllhorn (ROC Yamaha YZR500 V4)

Aushangzeit

Ergebnisse und Rundenzeiten : www.raceresults.at

Zeitnahme durch : SDO SportTiming

Ausdruckzeit 08-05-2016 - 14:08

Rennleiter	Steward	Zeitmessung	
Heinrich Schmidt	Christian T. Schneider	Bernd Jung	
Seite 1 von 2			

SUPERBIKE-IDM V2 ADAC Siegerlandpreis

MSC Freier Grund e.V. im ADAC

3-02/10, FIM EMIN 10/10/1, IIV
101/50

IG Königsklasse - Rennen 2

6 - 8 May 2016
Nürburgring Kurz - 3618 mtr.

Pl.	Nr.	Name / Bewerber	Motorrad / CITY	Kls	PIK	Diff.	Gesamtzeit	Schnellste	In	Schnitt
23	35	Franko Piesner	Honda RS250 Hermsdorf	250	10	45.709	20:14.130	1:48.336	9	118.00
24	291	Martin Uebel	Aprilia RS250 Hirschberg	S250	5	51.873	20:20.294	1:49.832	4	117.40
25	55	Gerd Schumacher	Yamaha TZ250 Rev. Darmstadt	250	11	1:12.678	20:41.099	1:47.827	11	115.44
26	247	Andreas Lindberg	Aprilia RS250 Regensburg	S250	6	1:16.938	20:45.359	1:50.978	6	115.04
27	202	Ingardia Vito	Aprilia RS250 Timmendorfer Str.	S250	7	1:23.697	20:52.118	1:49.892	11	114.42
28	210	Michael Kahmann	Aprilia RS250 Werther	S250	8	1:37.299	21:05.720	1:52.256	4	113.19
Nicht gewertet in Klasse : 250			Ist nicht gefinisht Oder Klassifikations Limit (75% von 12 Rnd) = 10 Rnd							
DNF	45	Heinz Scheidt	Aprilia RS250 Monschau	250		-- 6 laps --	9:56.615	1:38.574	3	130.98
Nicht gewertet in Klasse : 125			Ist nicht gefinisht Oder Klassifikations Limit (75% von 12 Rnd) = 10 Rnd							
DNF	133	Miguel Correia	KTM FRR125 Zuidlaren	125		-- 8 laps --	13:47.153	1:42.254	6	125.97
Nicht gewertet in Klasse : S250			Ist nicht gefinisht Oder Klassifikations Limit (75% von 12 Rnd) = 10 Rnd							
DNF	214	Christian Kühn	Aprilia RS250	S250		-- 3 laps --	6:13.003	1:55.846	2	104.75

Schnellste Runde : 1:35.442 in Runde 5 durch nr. 3 : Jörg Schöllhorn (ROC Yamaha YZR500 V4)

Aushangzeit

Ergebnisse und Rundenzeiten : www.raceresults.at

Zeitnahme durch : SDO SportTiming

Ausdruckzeit 08-05-2016 - 14:08

Rennleiter Heinrich Schmidt	Steward Christian T. Schneider	Zeitmessung Bernd Jung	DMSB
Seite 2 von 2			

SUPERBIKE-IDM V2 ADAC Siegerlandpreis

MSC Freier Grund e.V. im ADAC

3-02/10, FIM EMIN 10/13/1, TIMV
101/50

IG Königsklasse - Rennen 2

6 - 8 May 2016
Nürburgring Kurz - 3618 mtr.

IGK 500 ccm

Pl.	Nr.	Name / Bewerber	Motorrad / CITY	Diff.	Diff	Gesamtzeit	Schnellste	In
1	3	Jörg Schöllhorn	ROC Yamaha YZR500 V4 Bad Wurzach	-- 12 laps --		19:27.760	1:35.442	5

IGK 250 ccm

Pl.	Nr.	Name / Bewerber	Motorrad / CITY	Diff.	Diff	Gesamtzeit	Schnellste	In
1	61	Mike Vökt	Yamaha TZ250 Eggingen	-- 12 laps --		19:29.141	1:36.673	4
2	49	Carsten Schröter Team DMV	Yamaha TZ250 Raesfeld	37.469	37.469	20:06.610	1:39.654	2
3	73	Marc Ruhroth	FRP Aprilia RS250 Kempenich	1:02.033	24.564	20:31.174	1:41.351	3
4	51	Marcel Mendel	Yamaha TZ250 Übach-Palenberg	1:16.635	14.602	20:45.776	1:40.341	7
5	30	Henrik Hoch	Honda RS250 Muggensturm	1:36.362	19.727	21:05.503	1:44.305	10
6	75	Wolfgang Fleck	Yamaha TZ250 Rev. Remscheid	-- 11 laps --		19:38.932	1:45.354	3
7	34	Peter Schulte-Wien Team DMV	Honda RS250 Nottuln	4.382	4.382	19:43.314	1:44.688	4
8	78	David Lauder Milch	Yamaha TZ250 Berlin	17.162	12.780	19:56.094	1:45.957	5
9	41	Jens Bebiolka	Aprilia RSW250 Wremen	23.135	5.973	20:02.067	1:46.847	7
10	35	Franko Piesner	Honda RS250 Hermsdorf	35.198	12.063	20:14.130	1:48.336	9
11	55	Gerd Schumacher	Yamaha TZ250 Rev. Darmstadt	1:02.167	26.969	20:41.099	1:47.827	11

Nicht gewertet in Klasse : 250		Ist nicht gefinisht Oder Klassifikations Limit (75% von 12 Rnd) = 10 Rnd						
DNF	45	Heinz Scheidt	Aprilia RS250 Morschau	-- 6 laps --		9:56.615	1:38.574	3

IGK 125 ccm

Pl.	Nr.	Name / Bewerber	Motorrad / CITY	Diff.	Diff	Gesamtzeit	Schnellste	In
1	88	Reiner Scheidhauer	Honda RS125 Saarbrücken	-- 12 laps --		20:34.553	1:41.491	12
2	98	Adrian Hähle	Honda RS125R Lugau	0.229	0.229	20:34.782	1:41.105	12
3	122	Chris Meyer	Honda RS125R Reinsdorf	6.271	6.042	20:40.824	1:42.336	4
4	91	Micky Winkler	Honda RS125R Schleiz	24.778	18.507	20:59.331	1:42.842	7

Schnellste Runde : 1:35.442 in Runde 5 durch nr. 3 : Jörg Schöllhorn (ROC Yamaha YZR500 V4)

Aushangzeit

Ergebnisse und Rundenzeiten : www.raceresults.at

Zeitnahme durch : SDO SportTiming

Ausdruckzeit 08-05-2016 - 14:07

Rennleiter	Steward	Zeitmessung	DMSB
Heinrich Schmidt	Christian T. Schneider	Bernd Jung	
Seite 1 von 2			

SUPERBIKE-IDM V2 ADAC Siegerlandpreis

MSC Freier Grund e.V. im ADAC

5-02/10, FIM EMIN 10/13/1, TIMV
101/50

IG Königsklasse - Rennen 2

6 - 8 May 2016
Nürburgring Kurz - 3618 mtr.

5	110	Karl Johann	RTS 125 Freilassing	29.690	4.912	21:04.243	1:42.811	8
6	120	Boris Pütz	Honda RS125 Fürth	33.362	3.672	21:07.915	1:43.868	9
7	102	Robrecht Roosen	Honda RS125R Gingelom	-- 11 laps --		19:28.421	1:44.499	7
8	85	Peter Seydel	Honda RS125R Hofheim-Wallau	28.842	28.842	19:57.263	1:46.880	11

Nicht gewertet in Klasse : 125		Ist nicht gefinisht Oder Klassifikations Limit (75% von 12 Rnd) = 10 Rnd						
DNF	133	Miguel Correia	KTM FRR125 Zuidlaren	-- 8 laps --		13:47.153	1:42.254	6

IGK Serie 250 ccm

Pl.	Nr.	Name / Bewerber	Motorrad / CITY	Diff.	Diff	Gesamtzeit	Schnellste	In
1	283	Daniel Wolf	Aprilia RS250 Hambrücken	-- 12 laps --		20:32.322	1:41.495	9
2	208	Daniel Kämmerling	FRP Aprilia RS250 Düsseldorf	2.307	2.307	20:34.629	1:41.427	8
3	206	Jörg Eberhardt	Aprilia RS250 Berlin	32.941	30.634	21:05.263	1:44.476	7
4	225	Dirk Broecheler	Aprilia RS250 Simmerath	-- 11 laps --		19:29.896	1:45.088	7
5	291	Martin Uebel	Aprilia RS250 Hirschberg	50.398	50.398	20:20.294	1:49.832	4
6	247	Andreas Lindberg	Aprilia RS250 Regensburg	1:15.463	25.065	20:45.359	1:50.978	6
7	202	Ingardia Vito	Aprilia RS250 Timmendorfer Str.	1:22.222	6.759	20:52.118	1:49.892	11
8	210	Michael Kahmann	Aprilia RS250 Werther	1:35.824	13.602	21:05.720	1:52.256	4

Nicht gewertet in Klasse : S250		Ist nicht gefinisht Oder Klassifikations Limit (75% von 12 Rnd) = 10 Rnd						
DNF	214	Christian Kühn	Aprilia RS250	-- 3 laps --		6:13.003	1:55.846	2

Der Wertungsabstand (75% von 12 Runden = 10 Runden) ist erreicht.
Der Wertungsabstand (75% von 12 Runden = 10 Runden) ist erreicht.
Der Wertungsabstand (75% von 12 Runden = 10 Runden) ist erreicht.
Der Wertungsabstand (75% von 12 Runden = 10 Runden) ist erreicht.

Alle Teilnehmer sind gewertet in Klasse : 500
Alle Teilnehmer sind gewertet in Klasse : 250
Alle Teilnehmer sind gewertet in Klasse : 125
Alle Teilnehmer sind gewertet in Klasse : S250


Schnellste Runde : 1:35.442 in Runde 5 durch nr. 3 : Jörg Schöllhorn (ROC Yamaha YZR500 V4)

Aushangzeit

Ergebnisse und Rundenzeiten : www.raceresults.at

Zeitnahme durch : SDO SportTiming

Ausdruckzeit 08-05-2016 - 14:07

Rennleiter	Steward	Zeitmessung	
Heinrich Schmidt	Christian T. Schneider	Bernd Jung	
Seite 2 von 2			

SUPERBIKE-IDM V2 ADAC Siegerlandpreis
MSC Freier Grund e.V. im ADAC

S-027 10, FIM EMIN 10/157, IMV
101/52

IG Königsklasse - Rennen 2
Rundezeiten

6 - 8 May 2016
Nürburgring Kurz - 3618 mtr.

Nr.	Name	Rnd	Runde	Lap ..1	Lap ..2	Lap ..3	Lap ..4	Lap ..5	Lap ..6	Lap ..7	Lap ..8	Lap ..9	Lap ..0
3	Jörg Schöllhorn	12	1 - 10	1:40.258	1:36.691	1:36.821	1:36.842	1:35.442	1:35.945	1:36.843	1:37.647	1:37.888	1:37.458
			11 - 20	1:37.599	1:38.326								
61	Mike Vökt	12	1 - 10	1:39.635	1:37.971	1:36.831	1:36.673	1:36.979	1:37.441	1:37.997	1:37.234	1:37.087	1:37.255
			11 - 20	1:36.833	1:37.205								
49	Carsten Schröter	12	1 - 10	1:41.178	1:39.654	1:40.162	1:41.143	1:41.012	1:40.087	1:41.256	1:40.675	1:40.453	1:40.209
			11 - 20	1:39.950	1:40.831								
73	Marc Ruhroth	12	1 - 10	1:44.869	1:43.014	1:41.351	1:41.785	1:42.113	1:41.946	1:43.461	1:42.992	1:42.072	1:42.681
			11 - 20	1:42.585	1:42.305								
283	Daniel Wolf	12	1 - 10	1:44.860	1:43.964	1:43.694	1:43.205	1:43.523	1:41.827	1:42.874	1:41.644	1:41.495	1:41.748
			11 - 20	1:41.812	1:41.676								
88	Reiner Scheidhauer	12	1 - 10	1:46.232	1:44.642	1:42.232	1:42.980	1:43.704	1:41.874	1:43.117	1:41.524	1:42.156	1:42.126
			11 - 20	1:42.475	1:41.491								
208	Daniel Kämmerling	12	1 - 10	1:46.025	1:44.458	1:43.389	1:42.776	1:43.053	1:41.877	1:43.080	1:41.427	1:42.260	1:41.994
			11 - 20	1:42.000	1:42.290								
98	Adrian Hähle	12	1 - 10	1:47.421	1:43.824	1:42.968	1:42.684	1:43.391	1:41.724	1:43.160	1:41.872	1:42.059	1:42.005
			11 - 20	1:42.569	1:41.105								
122	Chris Meyer	12	1 - 10	1:48.544	1:44.250	1:43.373	1:42.336	1:42.687	1:42.715	1:42.586	1:42.706	1:43.099	1:42.459
			11 - 20	1:43.005	1:43.064								
51	Marcel Mendel	12	1 - 10	1:49.277	1:41.202	1:41.926	2:03.420	1:42.327	1:41.643	1:40.341	1:41.672	1:41.095	1:41.007
			11 - 20	1:40.937	1:40.929								
91	Micky Winkler	12	1 - 10	1:50.275	1:44.871	1:46.758	1:45.013	1:45.727	1:44.360	1:42.842	1:44.097	1:44.755	1:43.271
			11 - 20	1:43.784	1:43.578								
110	Karl Johann	12	1 - 10	1:56.450	1:48.445	1:43.692	1:44.192	1:45.445	1:44.104	1:43.878	1:42.811	1:43.217	1:43.920
			11 - 20	1:43.585	1:44.504								
206	Jörg Eberhardt	12	1 - 10	1:46.859	1:44.752	1:45.313	1:45.610	1:46.080	1:45.383	1:44.476	1:44.927	1:44.779	1:44.982
			11 - 20	1:45.177	1:46.925								
30	Henrik Hoch	12	1 - 10	1:49.334	1:45.559	1:45.877	1:45.877	1:45.031	1:44.834	1:45.259	1:44.809	1:44.882	1:44.305
			11 - 20	1:45.002	1:44.734								
120	Boris Pütz	12	1 - 10	1:54.580	1:45.459	1:45.426	1:45.065	1:44.701	1:44.471	1:44.411	1:45.521	1:43.868	1:44.992
			11 - 20	1:44.197	1:45.224								
102	Robrecht Roosen	11	1 - 10	1:55.551	1:47.624	1:44.682	1:44.662	1:45.484	1:45.259	1:44.499	1:44.754	1:45.314	1:45.203
			11 - 20	1:45.389									
225	Dirk Broecheler	11	1 - 10	1:51.357	1:45.235	1:45.874	1:46.432	1:45.900	1:46.052	1:45.088	1:45.975	1:47.080	1:45.509
			11 - 20	1:45.394									
75	Wolfgang Fleck	11	1 - 10	1:55.089	1:46.104	1:45.354	1:45.612	1:45.962	1:45.915	1:46.356	1:46.805	1:47.343	1:47.083
			11 - 20	1:47.309									
34	Peter Schulte-Wien	11	1 - 10	1:50.560	1:45.021	1:47.012	1:44.688	1:45.627	2:03.260	1:45.580	1:45.003	1:45.151	1:45.095
			11 - 20	1:46.317									
78	David Laudermilch	11	1 - 10	1:55.651	1:50.037	1:48.318	1:46.989	1:45.957	1:47.405	1:46.638	1:46.168	1:46.687	1:46.134
			11 - 20										

SUPERBIKE-IDM V2 ADAC Siegerlandpreis
MSC Freier Grund e.V. im ADAC

5-02/10, FIM EMIN 10/15/1, IMV
101/50

IG Königsklasse - Rennen 2
Rundezeiten

6 - 8 May 2016
Nürburgring Kurz - 3618 mtr.

Nr.	Name	Rnd	Runde	Lap ..1	Lap ..2	Lap ..3	Lap ..4	Lap ..5	Lap ..6	Lap ..7	Lap ..8	Lap ..9	Lap ..0
			11 - 20	1:56.110									
85	Peter Seydel	11	1 - 10	1:56.213	1:50.981	1:49.820	1:47.525	1:47.249	1:47.675	1:48.172	1:47.436	1:47.928	1:47.384
			11 - 20	1:46.880									
41	Jens Bebiolka	11	1 - 10	1:56.983	1:50.548	1:50.569	1:48.762	1:48.336	1:47.194	1:46.847	1:47.792	1:49.143	1:48.340
			11 - 20	1:47.553									
35	Franko Plesner	11	1 - 10	1:54.873	1:51.671	1:51.478	1:50.251	1:49.705	1:50.187	1:49.903	1:49.157	1:48.336	1:48.979
			11 - 20	1:49.590									
291	Martin Uebel	11	1 - 10	1:58.175	1:50.880	1:50.635	1:49.832	1:50.354	1:49.903	1:49.965	1:50.163	1:50.168	1:50.239
			11 - 20	1:49.980									
55	Gerd Schumacher	11	1 - 10	2:00.957	1:55.535	1:54.260	1:51.584	1:51.843	1:52.745	1:51.553	1:51.950	1:52.186	1:50.659
			11 - 20	1:47.827									
247	Andreas Lindberg	11	1 - 10	2:01.001	1:52.424	1:53.427	1:53.182	1:53.193	1:50.978	1:51.324	1:52.725	1:52.317	1:52.565
			11 - 20	1:52.223									
202	Ingardia Vito	11	1 - 10	2:02.611	1:54.642	1:54.197	1:52.546	1:52.817	1:56.195	1:52.039	1:53.288	1:49.987	1:53.904
			11 - 20	1:49.892									
210	Michael Kahmann	11	1 - 10	1:59.719	1:55.448	1:53.905	1:52.256	1:52.394	1:54.696	1:54.088	1:55.651	1:56.236	1:55.736
			11 - 20	1:55.591									
45	Heinz Scheidt	6	1 - 10	1:40.128	1:38.986	1:38.574	1:39.285	1:39.982	1:39.660				
133	Miguel Correi	8	1 - 10	1:46.396	1:43.720	1:42.727	1:42.988	1:42.511	1:42.254	1:43.675	1:42.882		
214	Christian Kühn	3	1 - 10	1:59.173	1:55.846	2:17.984							

SUPERBIKE-IDM V2 ADAC Siegerlandpreis
MSC Freier Grund e.V. im ADAC

S-027 10, FIM EMIN 10/157, TIMV
101/50

IG Königsklasse - Rennen 2

6 - 8 May 2016
Nürburgring Kurz - 3618 mtr.

Pl.	Nr.	Name / Team Name	Sector 1			Sector 2			Sector 3			Theoretischer Bestest	Bestzeit	In
			Zeit	.	pl.	Zeit	.	pl.	Zeit	.	pl.			
1	3	Jörg Schöllhorn	2:10.402	1	30	23.997	5	1	21.128	7	1	2:55.527	1:35.442	5
2	61	Mike Vökt											1:36.673	4
3	49	Carsten Schröter	52.164	11	1	25.423	1	3	22.192	11	6	1:39.779	1:39.654	2
4	73	Marc Ruhroth	53.165	5	8	26.135	6	8	22.380	12	9	1:41.680	1:41.351	3
5	283	Daniel Wolf	52.863	8	6	26.069	6	7	22.439	11	10	1:41.371	1:41.495	9
6	88	Reiner Scheidhauer	52.680	12	4	25.793	6	5	22.128	6	5	1:40.601	1:41.491	12
7	208	Daniel Kämmerling	52.954	11	7	26.144	8	9	22.196	10	7	1:41.294	1:41.427	8
8	98	Adrian Hähle	52.527	12	3	25.910	8	6	21.992	9	4	1:40.429	1:41.105	12
9	122	Chris Meyer	53.408	8	9	26.250	6	11	22.466	6	11	1:42.124	1:42.336	4
10	51	Marcel Mendel	52.839	10	5	25.488	7	4	21.913	7	3	1:40.240	1:40.341	7
11	91	Micky Winkler	53.568	10	11	26.593	7	15	22.596	6	14	1:42.757	1:42.842	7
12	110	Karl Johann	54.023	7	12	26.297	8	12	22.566	11	13	1:42.886	1:42.811	8
13	206	Jörg Eberhardt	55.219	6	19	26.685	7	17	22.831	9	16	1:44.735	1:44.476	7
14	30	Henrik Hoch	54.808	8	16	26.504	10	14	22.741	9	15	1:44.053	1:44.305	10
15	120	Boris Pütz	54.287	9	13	26.988	5	22	22.560	9	12	1:43.835	1:43.868	9
16	102	Robrecht Roosen	54.750	10	15	26.710	7	18	22.900	4	17	1:44.360	1:44.499	7
17	225	Dirk Broecheler	55.085	11	18	26.854	2	20	23.084	7	19	1:45.023	1:45.088	7
18	75	Wolfgang Fleck	55.362	5	20	26.891	6	21	23.130	3	20	1:45.383	1:45.354	3
19	34	Peter Schulte-Wien	54.954	8	17	26.481	4	13	23.083	8	18	1:44.518	1:44.688	4
20	78	David Laudermilch	54.461	5	14	26.675	8	16	23.172	8	21	1:44.308	1:45.957	5
21	85	Peter Seydel	55.505	11	21	27.481	6	24	23.270	9	22	1:46.256	1:46.880	11
22	41	Jens Bebiolka	55.821	8	22	26.853	7	19	23.890	7	24	1:46.564	1:46.847	7
23	35	Franko Piesner	56.750	9	24	27.419	9	23	24.019	11	25	1:48.188	1:48.336	9
24	291	Martin Uebel	57.259	11	26	28.005	4	27	24.026	10	26	1:49.290	1:49.832	4
25	55	Gerd Schumacher	56.628	11	23	27.491	11	25	23.708	11	23	1:47.827	1:47.827	11
26	247	Andreas Lindberg	58.320	7	28	27.974	6	26	24.688	6	28	1:50.982	1:50.978	6
27	202	Ingardia Vito	57.070	11	25	28.183	9	28	24.363	11	27	1:49.616	1:49.892	11
28	210	Michael Kahmann	58.276	5	27	28.357	4	29	24.781	5	29	1:51.414	1:52.256	4
29	45	Heinz Scheidt	52.237	6	2	25.272	3	2	21.815	1	2	1:39.324	1:38.574	3
30	133	Miguel Correi	53.525	3	10	26.149	8	10	22.367	6	8	1:42.041	1:42.254	6
31	214	Christian Kühn	1:50.458	1	29	29.524	1	30	25.781	1	30	2:45.763	1:55.846	2

SUPERBIKE-IDM V2 ADAC Siegerlandpreis
MSC Freier Grund e.V. im ADAC

S-02 / 10, FIM EMIN 10 / 15 / 11V
101 / 50

IG Königsklasse - Rennen 2

6 - 8 May 2016

Runden und Sektoren Zeiten

Nürburgring Kurz - 3618 mtr.

3 Jörg Schöllhorn									ROC Yamaha YZR500 V4											
lap	Sect-1	Speed	Sect-2	Speed	Sect-3	Speed	TopSpeed	laptime	pit	lap	Sect-1	Speed	Sect-2	Speed	Sect-3	Speed	Topspeed	laptime	pit	
1		128.1	24.724	220.3	21.600			1:40.258		7	50.988	<u>135.8</u>	24.727	<u>238.0</u>	<u>21.128</u>				1:36.843	
2	50.203	130.0	24.570	223.3	21.918			1:36.691		8	50.689	132.2	24.322	226.8	22.636				1:37.647	
3	51.099	127.8	24.355	231.8	21.367			1:36.821		9	51.523	129.8	24.408	230.4	21.957				1:37.888	
4	50.928	131.9	24.429	229.9	21.485			1:36.842		10	50.796	130.1	24.916	217.4	21.746				1:37.458	
5	50.269	132.4	<u>23.997</u>	236.1	21.176			<u>1:35.442</u>		11	51.523	128.3	24.487	235.6	21.589				1:37.599	
6	50.387	132.2	24.334	229.9	21.224			1:35.945		12	51.652	126.8	24.802	224.6	21.872				1:38.326	

30 Henrik Hoch									Honda RS250											
lap	Sect-1	Speed	Sect-2	Speed	Sect-3	Speed	TopSpeed	laptime	pit	lap	Sect-1	Speed	Sect-2	Speed	Sect-3	Speed	Topspeed	laptime	pit	
1		112.1	27.178	200.3	23.455			1:49.334		7	55.335	112.1	26.856	204.3	23.068				1:45.259	
2	55.040	113.2	27.013	203.9	23.506			1:45.559		8	<u>54.808</u>	114.6	26.995	199.3	23.006				1:44.809	
3	55.386	110.3	27.283	199.7	23.208			1:45.877		9	55.329	112.3	26.812	203.9	<u>22.741</u>				1:44.882	
4	55.810	108.5	26.945	199.7	23.122			1:45.877		10	54.969	<u>115.8</u>	<u>26.504</u>	203.2	22.832				<u>1:44.305</u>	
5	55.323	112.7	26.799	201.0	22.909			1:45.031		11	55.451	112.7	26.582	203.5	22.969				1:45.002	
6	55.063	112.1	26.910	203.2	22.861			1:44.834		12	55.005	115.3	26.592	<u>205.7</u>	23.137				1:44.734	

34 Peter Schulte-Wien									Honda RS250											
lap	Sect-1	Speed	Sect-2	Speed	Sect-3	Speed	TopSpeed	laptime	pit	lap	Sect-1	Speed	Sect-2	Speed	Sect-3	Speed	Topspeed	laptime	pit	
1		116.1	27.068	201.8	24.071			1:50.560		7	55.634	115.8	26.750	201.8	23.196				1:45.580	
2	54.851	115.3	26.571	<u>207.9</u>	23.599			1:45.021		8	<u>54.954</u>	<u>118.2</u>	26.966	194.6	<u>23.083</u>				1:45.003	
3	55.256	117.6	27.699	189.8	24.057			1:47.012		9	55.133	115.6	26.918	201.4	23.100				1:45.151	
4	54.974	117.6	<u>26.481</u>	205.0	23.233			<u>1:44.688</u>		10	54.932	118.0	26.822	201.0	23.341				1:45.095	
5	55.363	116.4	26.913	202.1	23.351			1:45.627		11	55.559	116.4	27.295	196.9	23.463				1:46.317	
6	1:12.616	111.6	27.130	201.0	23.514			2:03.260		12										

35 Franko Piesner									Honda RS250											
lap	Sect-1	Speed	Sect-2	Speed	Sect-3	Speed	TopSpeed	laptime	pit	lap	Sect-1	Speed	Sect-2	Speed	Sect-3	Speed	Topspeed	laptime	pit	
1		<u>113.2</u>	28.571	193.3	24.816			1:54.873		7	57.597	109.2	27.530	199.7	24.776				1:49.903	
2	58.082	107.0	28.164	197.6	25.425			1:51.671		8	57.061	109.0	27.863	195.3	24.233				1:49.157	
3	58.370	110.7	28.283	195.3	24.825			1:51.478		9	<u>56.750</u>	112.0	<u>27.419</u>	<u>204.6</u>	24.167				<u>1:48.336</u>	
4	57.892	112.7	27.735	199.0	24.624			1:50.251		10	57.121	111.9	27.641	197.6	24.217				1:48.979	
5	57.300	112.1	27.773	198.3	24.632			1:49.705		11	57.883	110.8	27.688	202.8	<u>24.019</u>				1:49.590	
6	57.844	108.1	27.906	201.4	24.437			1:50.187		12										

41 Jens Bebiolka									Aprilia RSW250											
lap	Sect-1	Speed	Sect-2	Speed	Sect-3	Speed	TopSpeed	laptime	pit	lap	Sect-1	Speed	Sect-2	Speed	Sect-3	Speed	Topspeed	laptime	pit	
1		114.3	28.059	183.7	25.411			1:56.983		7	56.104	113.8	<u>26.853</u>	<u>215.3</u>	<u>23.890</u>				<u>1:46.847</u>	
2	58.122	109.2	27.648	191.7	24.778			1:50.548		8	<u>55.821</u>	117.3	27.236	200.7	24.735				1:47.792	
3	57.883	116.9	27.945	196.6	24.741			1:50.569		9	57.628	114.6	27.330	211.0	24.185				1:49.143	
4	57.132	110.7	27.417	209.8	24.213			1:48.762		10	56.489	117.1	27.388	202.1	24.463				1:48.340	
5	56.639	114.6	27.418	206.1	24.279			1:48.336		11	56.318	116.8	27.159	207.6	24.076				1:47.553	
6	56.356	<u>117.5</u>	26.907	214.9	23.931			1:47.194		12										

45 Heinz Scheidt									Aprilia RS250											
lap	Sect-1	Speed	Sect-2	Speed	Sect-3	Speed	TopSpeed	laptime	pit	lap	Sect-1	Speed	Sect-2	Speed	Sect-3	Speed	Topspeed	laptime	pit	
1		122.0	25.311	<u>219.4</u>	<u>21.815</u>			1:40.128		4	51.802	<u>123.1</u>	25.465	214.5	22.018				1:39.285	
2	51.763	123.0	25.313	218.2	21.910			1:38.986		5	52.619	120.4	25.450	214.1	21.913				1:39.982	
3	51.397	121.5	<u>25.272</u>	215.3	21.905			<u>1:38.574</u>		6	<u>52.237</u>	120.4	25.393	212.5	22.030				1:39.660	

49 Carsten Schröter									Yamaha TZ250											
lap	Sect-1	Speed	Sect-2	Speed	Sect-3	Speed	TopSpeed	laptime	pit	lap	Sect-1	Speed	Sect-2	Speed	Sect-3	Speed	Topspeed	laptime	pit	
1		124.3	<u>25.423</u>	224.6	22.233			1:41.178		7	52.398	123.0	25.943	218.6	22.915				1:41.256	
2	51.965	124.0	25.480	222.8	22.209			<u>1:39.654</u>		8	52.450	122.3	25.778	222.0	22.447				1:40.675	
3	51.751	123.3	25.984	217.4	22.427			1:40.162		9	52.662	120.9	25.552	221.1	22.239				1:40.453	
4	52.433	117.3	26.229	222.0	22.481			1:41.143		10	52.188	122.6	25.649	<u>225.9</u>	22.372				1:40.209	
5	52.766	123.3	25.837	219.8	22.409			1:41.012		11	<u>52.164</u>	<u>125.4</u>	25.594	223.3	<u>22.192</u>				1:39.950	
6	52.228	124.7	25.614	224.6	22.245			1:40.087		12	52.693	124.9	25.691	224.6	22.447				1:40.831	

51 Marcel Mendel									Yamaha TZ250											
lap	Sect-1	Speed	Sect-2	Speed	Sect-3	Speed	TopSpeed	laptime	pit	lap	Sect-1	Speed	Sect-2	Speed	Sect-3	Speed	Topspeed	laptime	pit	
1		118.3	26.137	215.7	22.952			1:49.277		7	52.940	124.7	<u>25.488</u>	223.3	21.913				<u>1:40.341</u>	

SUPERBIKE-IDM V2 ADAC Siegerlandpreis
MSC Freier Grund e.V. im ADAC

3-02/10, FIM EMIN 10/15/1, TIMV
101/50

IG Königsklasse - Rennen 2

6 - 8 May 2016

Runden und Sektoren Zeiten

Nürburgring Kurz - 3618 mtr.

2	52.848	121.2	25.899	219.0	22.455	1:41.202	8	53.452	122.2	25.793	214.5	22.427	1:41.672
3	52.500	124.7	26.973	214.9	22.453	1:41.926	9	53.120	<u>126.8</u>	25.649	222.4	22.326	1:41.095
4	1:13.619	113.2	26.929	212.2	22.872	2:03.420	10	<u>52.839</u>	125.3	25.855	222.4	22.313	1:41.007
5	53.887	123.7	25.540	223.7	22.900	1:42.327	11	53.046	125.3	25.812	219.0	22.079	1:40.937
6	53.630	124.6	25.770	<u>228.1</u>	22.243	1:41.643	12	53.286	126.0	25.628	226.3	22.015	1:40.929

55 Gerd Schumacher										Yamaha TZ250 Rev.										
lap	Sect-1	Speed	Sect-2	Speed	Sect-3	Speed	TopSpeed	laptime	pit	lap	Sect-1	Speed	Sect-2	Speed	Sect-3	Speed	Topspeed	laptime	pit	
1		102.8	29.236	189.2	26.322			2:00.957		7	58.629	111.5	28.285	193.6	24.639				1:51.553	
2	1:00.719	92.3	28.697	196.3	26.119			1:55.535		8	59.409	101.4	27.797	200.0	24.744				1:51.950	
3	1:00.602	99.8	28.230	196.3	25.428			1:54.260		9	59.644	104.2	28.135	195.9	24.407				1:52.186	
4	58.917	110.1	27.811	202.1	24.856			1:51.584		10	58.285	<u>119.9</u>	27.568	199.0	24.806				1:50.659	
5	58.810	114.9	28.329	<u>203.5</u>	24.704			1:51.843		11	<u>56.628</u>	107.7	<u>27.491</u>	202.8	<u>23.708</u>				<u>1:47.827</u>	
6	1:00.208	106.6	28.256	197.9	24.281			1:52.745		12										

61 Mike Vökt										Yamaha TZ250										
lap	Sect-1	Speed	Sect-2	Speed	Sect-3	Speed	TopSpeed	laptime	pit	lap	Sect-1	Speed	Sect-2	Speed	Sect-3	Speed	Topspeed	laptime	pit	
1								1:39.635		7									1:37.997	
2								1:37.971		8									1:37.234	
3								1:36.831		9									1:37.087	
4								<u>1:36.673</u>		10									1:37.255	
5								1:36.979		11									1:36.833	
6								1:37.441		12									1:37.205	

73 Marc Ruhroth										FRP Aprilia RS250										
lap	Sect-1	Speed	Sect-2	Speed	Sect-3	Speed	TopSpeed	laptime	pit	lap	Sect-1	Speed	Sect-2	Speed	Sect-3	Speed	Topspeed	laptime	pit	
1		<u>121.2</u>	26.203	215.7	22.977			1:44.869		7	54.795	118.6	26.218	209.5	22.448				1:43.461	
2	53.842	119.3	26.382	204.6	22.790			1:43.014		8	53.892	119.5	26.197	201.8	22.903				1:42.992	
3	52.688	120.5	26.226	201.8	22.437			<u>1:41.351</u>		9	53.311	119.7	26.178	205.0	22.583				1:42.072	
4	53.022	120.9	26.189	203.9	22.574			1:41.785		10	53.959	119.6	26.178	209.1	22.544				1:42.681	
5	<u>53.165</u>	118.3	26.418	201.0	22.530			1:42.113		11	53.555	119.3	26.474	201.8	22.556				1:42.585	
6	53.421	118.9	<u>26.135</u>	209.1	22.390			1:41.946		12	53.644	119.1	26.281	210.2	<u>22.380</u>				1:42.305	

75 Wolfgang Fleck										Yamaha TZ250 Rev.										
lap	Sect-1	Speed	Sect-2	Speed	Sect-3	Speed	TopSpeed	laptime	pit	lap	Sect-1	Speed	Sect-2	Speed	Sect-3	Speed	Topspeed	laptime	pit	
1		107.6	28.557	193.6	24.855			1:55.089		7	55.953	115.6	27.074	194.9	23.329				1:46.356	
2	55.116	114.6	27.348	186.4	23.640			1:46.104		8	55.263	114.4	27.554	182.9	23.988				1:46.805	
3	54.959	115.3	27.265	192.0	<u>23.130</u>			<u>1:45.354</u>		9	56.201	113.1	27.708	188.2	23.434				1:47.343	
4	55.175	115.8	27.129	193.0	23.308			1:45.612		10	55.794	114.6	27.728	186.4	23.561				1:47.083	
5	<u>55.362</u>	<u>116.8</u>	26.992	193.9	23.608			1:45.962		11	55.499	114.3	28.011	177.8	23.799				1:47.309	
6	55.801	115.0	<u>26.891</u>	<u>199.3</u>	23.223			1:45.915		12										

78 David Laudermilch										Yamaha TZ250										
lap	Sect-1	Speed	Sect-2	Speed	Sect-3	Speed	TopSpeed	laptime	pit	lap	Sect-1	Speed	Sect-2	Speed	Sect-3	Speed	Topspeed	laptime	pit	
1		103.7	28.181	201.4	25.043			1:55.651		7	55.486	105.4	27.187	<u>202.5</u>	23.965				1:46.638	
2	57.561	106.7	28.164	201.8	24.312			1:50.037		8	56.321	114.5	<u>26.675</u>	198.6	<u>23.172</u>				1:46.168	
3	56.582	109.5	27.653	187.9	24.083			1:48.318		9	56.136	101.9	26.851	195.9	23.700				1:46.687	
4	55.455	118.7	27.618	178.9	23.916			1:46.989		10	55.169	115.4	27.443	187.0	23.522				1:46.134	
5	<u>54.461</u>	110.7	27.649	176.7	23.847			<u>1:45.957</u>		11	1:01.967	103.3	30.631	191.4	23.512				1:56.110	
6	55.874	<u>121.3</u>	27.063	185.2	24.468			1:47.405		12										

85 Peter Seydel										Honda RS125R										
lap	Sect-1	Speed	Sect-2	Speed	Sect-3	Speed	TopSpeed	laptime	pit	lap	Sect-1	Speed	Sect-2	Speed	Sect-3	Speed	Topspeed	laptime	pit	
1		109.6	28.775	189.8	24.861			1:56.213		7	56.574	112.5	27.645	186.1	23.953				1:48.172	
2	57.421	109.1	28.843	188.5	24.717			1:50.981		8	55.945	112.9	27.847	181.7	23.644				1:47.436	
3	57.690	111.8	27.955	185.2	24.175			1:49.820		9	56.662	111.0	27.996	187.9	<u>23.270</u>				1:47.928	
4	55.897	111.6	27.805	187.0	23.823			1:47.525		10	56.123	<u>113.1</u>	27.691	183.1	23.570				1:47.384	
5	55.754	111.6	27.761	185.8	23.734			1:47.249		11	<u>55.505</u>	111.0	27.812	186.4	23.563				<u>1:46.880</u>	
6	56.229	111.1	<u>27.481</u>	<u>192.6</u>	23.965			1:47.675		12										

88 Reiner Scheidhauer										Honda RS125										
lap	Sect-1	Speed	Sect-2	Speed	Sect-3	Speed	TopSpeed	laptime	pit	lap	Sect-1	Speed	Sect-2	Speed	Sect-3	Speed	Topspeed	laptime	pit	
1		114.8	26.664	206.8	23.264			1:46.232		7	54.721	<u>120.9</u>	25.802	210.2	22.594				1:43.117	
2	54.810	107.7	26.559	206.8	23.273			1:44.642		8	53.080	120.8	26.017	201.8	22.427				1:41.524	

SUPERBIKE-IDM V2 ADAC Siegerlandpreis
MSC Freier Grund e.V. im ADAC

S-027 10, FIM EMIN 10/157, TIMV
101/50

IG Königsklasse - Rennen 2

6 - 8 May 2016

Runden und Sektoren Zeiten

Nürburgring Kurz - 3618 mtr.

3	53.643	117.1	25.854	<u>210.6</u>	22.735	1:42.232	9	53.401	118.8	26.250	207.2	22.505	1:42.156
4	53.805	119.1	26.304	203.9	22.871	1:42.980	10	53.674	119.2	26.233	206.8	22.219	1:42.126
5	55.064	118.3	26.294	208.7	22.346	1:43.704	11	52.996	120.0	26.341	200.7	23.138	1:42.475
6	53.953	120.0	<u>25.793</u>	209.5	<u>22.128</u>	1:41.874	12	<u>52.680</u>	119.3	26.309	208.7	22.502	<u>1:41.491</u>

91 Micky Winkler								Honda RS125R											
lap	Sect-1	Speed	Sect-2	Speed	Sect-3	Speed	TopSpeed	laptime	pit	lap	Sect-1	Speed	Sect-2	Speed	Sect-3	Speed	Topspeed	laptime	pit
1		113.4	27.625	195.3	23.794			1:50.275		7	53.481	114.4	<u>26.593</u>	191.4	22.768			1:42.842	
2	54.300	115.4	27.418	195.3	23.153			1:44.871		8	54.228	119.1	26.729	191.0	23.140			1:44.097	
3	55.258	112.3	27.862	188.5	23.638			1:46.758		9	54.672	116.1	26.888	190.7	23.195			1:44.755	
4	54.858	109.8	26.988	<u>195.9</u>	23.167			1:45.013		10	<u>53.568</u>	<u>119.2</u>	26.837	187.3	22.866			1:43.271	
5	55.184	109.9	27.461	188.5	23.082			1:45.727		11	53.448	115.3	27.199	185.2	23.137			1:43.784	
6	54.202	113.7	27.562	192.3	<u>22.596</u>			1:44.360		12	53.700	116.4	27.026	190.4	22.852			1:43.578	

98 Adrian Hähle								Honda RS125R											
lap	Sect-1	Speed	Sect-2	Speed	Sect-3	Speed	TopSpeed	laptime	pit	lap	Sect-1	Speed	Sect-2	Speed	Sect-3	Speed	Topspeed	laptime	pit
1		116.9	26.029	<u>205.7</u>	23.473			1:47.421		7	54.165	118.0	26.503	202.8	22.492			1:43.160	
2	54.092	113.6	26.752	201.0	22.980			1:43.824		8	53.314	118.6	<u>25.910</u>	199.3	22.648			1:41.872	
3	53.680	117.8	26.381	198.3	22.907			1:42.968		9	54.059	119.6	26.008	197.6	<u>21.992</u>			1:42.059	
4	53.435	118.9	26.772	199.7	22.477			1:42.684		10	53.371	116.9	26.034	205.3	22.600			1:42.005	
5	54.051	115.5	26.750	201.8	22.590			1:43.391		11	52.884	117.4	26.336	196.9	23.349			1:42.569	
6	53.125	<u>119.9</u>	26.245	203.5	22.354			1:41.724		12	<u>52.527</u>	118.6	26.226	199.3	22.352			<u>1:41.105</u>	

102 Robrecht Roosen								Honda RS125R											
lap	Sect-1	Speed	Sect-2	Speed	Sect-3	Speed	TopSpeed	laptime	pit	lap	Sect-1	Speed	Sect-2	Speed	Sect-3	Speed	Topspeed	laptime	pit
1		105.3	28.484	192.6	25.157			1:55.551		7	54.801	111.5	<u>26.710</u>	195.3	22.988			1:44.499	
2	57.096	110.2	27.286	188.2	23.242			1:47.624		8	54.907	114.0	26.850	188.5	22.997			1:44.754	
3	54.578	113.6	27.057	188.9	23.047			1:44.682		9	55.235	110.7	27.156	190.1	22.923			1:45.314	
4	54.895	<u>115.3</u>	26.867	193.3	<u>22.900</u>			1:44.662		10	<u>54.750</u>	112.9	27.090	190.4	23.363			1:45.203	
5	55.262	114.8	26.779	193.6	23.443			1:45.484		11	55.331	112.5	27.028	190.7	23.030			1:45.389	
6	55.359	113.6	26.859	<u>196.3</u>	23.041			1:45.259		12									

110 Karl Johann								RTS 125											
lap	Sect-1	Speed	Sect-2	Speed	Sect-3	Speed	TopSpeed	laptime	pit	lap	Sect-1	Speed	Sect-2	Speed	Sect-3	Speed	Topspeed	laptime	pit
1		107.4	27.807	196.3	23.961			1:56.450		7	<u>54.023</u>	112.3	26.631	195.6	23.224			1:43.878	
2	57.017	104.8	28.175	193.9	23.253			1:48.445		8	53.593	114.9	<u>26.297</u>	192.6	22.921			<u>1:42.811</u>	
3	54.048	114.6	26.824	193.0	22.820			1:43.692		9	54.034	111.9	26.452	196.9	22.731			1:43.217	
4	54.576	114.5	26.678	197.3	22.938			1:44.192		10	54.763	111.2	26.448	196.6	22.709			1:43.920	
5	55.386	<u>115.3</u>	26.490	193.0	23.569			1:45.445		11	54.309	111.3	26.710	193.3	<u>22.566</u>			1:43.585	
6	54.484	112.6	26.628	195.3	22.992			1:44.104		12	54.288	108.8	26.821	<u>198.3</u>	23.395			1:44.504	

120 Boris Pütz								Honda RS125											
lap	Sect-1	Speed	Sect-2	Speed	Sect-3	Speed	TopSpeed	laptime	pit	lap	Sect-1	Speed	Sect-2	Speed	Sect-3	Speed	Topspeed	laptime	pit
1		110.7	28.228	187.0	24.410			1:54.580		7	54.458	<u>113.4</u>	27.062	<u>195.9</u>	22.891			1:44.411	
2	54.987	109.4	27.375	187.6	23.097			1:45.459		8	54.688	111.6	27.354	186.4	23.479			1:45.521	
3	54.795	110.5	27.535	187.3	23.096			1:45.426		9	<u>54.287</u>	110.9	27.021	193.6	<u>22.560</u>			<u>1:43.868</u>	
4	54.710	111.0	27.228	192.6	23.127			1:45.065		10	55.021	111.1	27.068	193.6	22.903			1:44.992	
5	54.690	111.7	<u>26.988</u>	193.9	23.023			1:44.701		11	54.033	112.1	27.298	188.2	22.866			1:44.197	
6	54.537	113.1	27.127	193.6	22.807			1:44.471		12	54.961	112.1	27.043	<u>195.9</u>	23.220			1:45.224	

122 Chris Meyer								Honda RS125R											
lap	Sect-1	Speed	Sect-2	Speed	Sect-3	Speed	TopSpeed	laptime	pit	lap	Sect-1	Speed	Sect-2	Speed	Sect-3	Speed	Topspeed	laptime	pit
1		109.4	27.419	190.7	23.153			1:48.544		7	53.615	<u>118.3</u>	26.479	199.3	22.492			1:42.586	
2	54.708	111.3	26.702	194.9	22.840			1:44.250		8	<u>53.408</u>	115.8	26.440	193.0	22.858			1:42.706	
3	53.568	116.1	26.975	190.1	22.830			1:43.373		9	53.869	114.6	26.397	194.6	22.833			1:43.099	
4	53.182	115.4	26.541	195.6	22.613			<u>1:42.336</u>		10	53.435	114.9	26.514	195.9	22.510			1:42.459	
5	53.701	113.1	26.381	196.3	22.605			1:42.687		11	53.693	115.5	26.752	191.4	22.560			1:43.005	
6	53.999	116.6	<u>26.250</u>	<u>199.7</u>	<u>22.466</u>			1:42.715		12	53.711	113.0	26.500	198.3	22.853			1:43.064	

133 Miguel Correia								KTM FRR125											
lap	Sect-1	Speed	Sect-2	Speed	Sect-3	Speed	TopSpeed	laptime	pit	lap	Sect-1	Speed	Sect-2	Speed	Sect-3	Speed	Topspeed	laptime	pit
1		116.9	26.611	<u>201.0</u>	23.255			1:46.396		5	53.679	119.1	26.451	193.6	22.381			1:42.511	
2	54.284	116.5	26.532	195.3	22.904			1:43.720		6	53.599	118.9	26.288	198.3	<u>22.367</u>			<u>1:42.254</u>	
3	<u>53.525</u>	118.7	26.390	199.3	22.812			1:42.727		7	55.002	118.9	26.194	199.3	22.479			1:43.675	

SUPERBIKE-IDM V2 ADAC Siegerlandpreis

MSC Freier Grund e.V. im ADAC

5-02/10, FIM EMIN 10/15/1, TIMV 101/50

IG Königsklasse - Rennen 2

6 - 8 May 2016

Runden und Sektoren Zeiten

Nürburgring Kurz - 3618 mtr.

4	53.812	118.2	26.595	197.3	22.581	1:42.988	8	53.880	120.0	26.149	199.3	22.853	1:42.882
---	--------	-------	--------	-------	--------	----------	---	--------	-------	--------	-------	--------	----------

202 Ingardia Vito										Aprilia RS250										
lap	Sect-1	Speed	Sect-2	Speed	Sect-3	Speed	TopSpeed	laptime	pit	lap	Sect-1	Speed	Sect-2	Speed	Sect-3	Speed	Topspeed	laptime	pit	
1		89.4	29.442	189.8	26.056			2:02.611		7	58.042	104.0	28.563	187.3	25.434				1:52.039	
2	59.534	103.2	29.279	186.7	25.829			1:54.642		8	58.640	104.0	29.277	178.6	25.371				1:53.288	
3	1:00.035	101.2	28.786	188.5	25.376			1:54.197		9	57.165	103.8	28.183	188.9	24.639				1:49.987	
4	58.978	103.1	28.196	191.7	25.372			1:52.546		10	59.693	99.6	28.948	184.3	25.263				1:53.904	
5	58.739	104.7	28.679	187.0	25.399			1:52.817		11	57.070	106.0	28.459	190.1	24.363				1:49.892	
6	1:01.766	104.9	28.807	186.1	25.622			1:56.195		12										

206 Jörg Eberhardt										Aprilia RS250										
lap	Sect-1	Speed	Sect-2	Speed	Sect-3	Speed	TopSpeed	laptime	pit	lap	Sect-1	Speed	Sect-2	Speed	Sect-3	Speed	Topspeed	laptime	pit	
1		115.0	26.767	201.8	23.173			1:46.859		7	54.799	117.3	26.685	196.6	22.992				1:44.476	
2	54.554	112.0	27.222	200.0	22.976			1:44.752		8	54.744	116.5	27.070	193.3	23.113				1:44.927	
3	54.469	112.9	27.738	195.6	23.106			1:45.313		9	54.801	115.3	27.147	193.6	22.831				1:44.779	
4	55.221	113.4	27.226	195.3	23.163			1:45.610		10	55.217	117.9	26.849	197.3	22.916				1:44.982	
5	55.407	115.3	27.158	191.7	23.515			1:46.080		11	55.053	116.3	27.181	191.7	22.943				1:45.177	
6	55.219	116.0	27.060	196.6	23.104			1:45.383		12	55.851	110.8	27.180	199.0	23.894				1:46.925	

208 Daniel Kämmerling										FRP Aprilia RS250										
lap	Sect-1	Speed	Sect-2	Speed	Sect-3	Speed	TopSpeed	laptime	pit	lap	Sect-1	Speed	Sect-2	Speed	Sect-3	Speed	Topspeed	laptime	pit	
1		114.2	26.885	206.5	23.130			1:46.025		7	54.420	118.4	26.234	207.6	22.426				1:43.080	
2	54.644	114.6	26.884	207.9	22.930			1:44.458		8	52.844	118.2	26.144	203.2	22.439				1:41.427	
3	54.119	114.4	26.775	207.9	22.495			1:43.389		9	53.381	116.3	26.487	202.1	22.392				1:42.260	
4	53.555	115.4	26.506	206.1	22.715			1:42.776		10	53.560	116.9	26.238	207.2	22.196				1:41.994	
5	54.165	115.1	26.472	205.3	22.416			1:43.053		11	52.954	115.4	26.443	205.0	22.603				1:42.000	
6	53.373	117.3	26.202	207.6	22.302			1:41.877		12	53.163	115.0	26.525	203.2	22.602				1:42.290	

210 Michael Kahmann										Aprilia RS250										
lap	Sect-1	Speed	Sect-2	Speed	Sect-3	Speed	TopSpeed	laptime	pit	lap	Sect-1	Speed	Sect-2	Speed	Sect-3	Speed	Topspeed	laptime	pit	
1		104.8	29.058	185.5	25.048			1:59.719		7	59.476	103.4	28.978	180.3	25.634				1:54.088	
2	1:00.949	106.1	28.896	182.9	25.603			1:55.448		8	1:00.458	105.0	29.741	179.7	25.452				1:55.651	
3	1:00.172	104.2	28.659	180.8	25.074			1:53.905		9	1:00.470	105.7	29.822	180.3	25.944				1:56.236	
4	59.048	106.5	28.357	182.9	24.851			1:52.256		10	1:00.405	99.4	29.674	181.4	25.657				1:55.736	
5	58.276	105.7	29.337	185.5	24.781			1:52.394		11	1:00.382	105.7	29.411	182.9	25.798				1:55.591	
6	59.263	108.9	29.718	172.2	25.715			1:54.696		12										

214 Christian Kühn										Aprilia RS250										
lap	Sect-1	Speed	Sect-2	Speed	Sect-3	Speed	TopSpeed	laptime	pit	lap	Sect-1	Speed	Sect-2	Speed	Sect-3	Speed	Topspeed	laptime	pit	
1		102.8	29.524	180.8	25.781			1:59.173		3	1:03.064	96.0	31.680	159.3	In				2:17.984	P
2	59.525	91.8	29.874	181.4	26.447			1:55.846		4										

225 Dirk Broecheler										Aprilia RS250										
lap	Sect-1	Speed	Sect-2	Speed	Sect-3	Speed	TopSpeed	laptime	pit	lap	Sect-1	Speed	Sect-2	Speed	Sect-3	Speed	Topspeed	laptime	pit	
1		111.1	27.929	196.3	23.341			1:51.357		7	55.097	111.1	26.907	199.3	23.084				1:45.088	
2	55.066	111.3	26.854	199.0	23.315			1:45.235		8	55.339	111.2	27.381	186.1	23.255				1:45.975	
3	55.093	111.2	27.146	196.6	23.635			1:45.874		9	56.106	110.2	27.424	191.4	23.550				1:47.080	
4	55.847	111.2	27.208	194.6	23.377			1:46.432		10	55.178	108.8	26.973	195.9	23.358				1:45.509	
5	55.455	111.2	27.101	194.3	23.344			1:45.900		11	55.085	112.7	27.104	195.3	23.205				1:45.394	
6	55.386	105.7	27.232	197.3	23.434			1:46.052		12										

247 Andreas Lindberg										Aprilia RS250										
lap	Sect-1	Speed	Sect-2	Speed	Sect-3	Speed	TopSpeed	laptime	pit	lap	Sect-1	Speed	Sect-2	Speed	Sect-3	Speed	Topspeed	laptime	pit	
1		102.4	28.416	189.5	26.242			2:01.001		7	58.320	94.3	28.135	196.9	24.869				1:51.324	
2	59.217	93.2	28.303	200.0	24.904			1:52.424		8	59.137	94.1	28.537	192.6	25.051				1:52.725	
3	59.923	102.6	28.349	199.3	25.155			1:53.427		9	59.330	98.5	28.116	200.7	24.871				1:52.317	
4	59.990	100.1	28.041	198.6	25.151			1:53.182		10	59.198	99.0	28.536	194.6	24.831				1:52.565	
5	59.409	98.2	28.829	197.9	24.955			1:53.193		11	58.394	103.7	28.537	201.8	25.292				1:52.223	
6	58.316	99.2	27.974	203.5	24.688			1:50.978		12										

SUPERBIKE-IDM V2 ADAC Siegerlandpreis
MSC Freier Grund e.V. im ADAC

S-027 10, FIM EMIN 10/157, TMV
101/50

IG Königsklasse - Rennen 2
Runden und Sektoren Zeiten

6 - 8 May 2016
Nürburgring Kurz - 3618 mtr.

283		Daniel Wolf							Aprilia RS250										
lap	Sect-1	Speed	Sect-2	Speed	Sect-3	Speed	TopSpeed	laptime	pit	lap	Sect-1	Speed	Sect-2	Speed	Sect-3	Speed	Topspeed	laptime	pit
1		115.9	26.513	206.1	23.124			1:44.860		7	54.067	118.9	26.234	207.9	22.573			1:42.874	
2	54.246	115.3	26.365	<u>209.5</u>	23.353			1:43.964		8	<u>52.863</u>	119.7	26.168	203.2	22.613			1:41.644	
3	53.842	115.8	26.565	203.2	23.287			1:43.694		9	52.897	114.9	26.075	205.3	22.523			<u>1:41.495</u>	
4	53.996	115.6	26.395	205.7	22.814			1:43.205		10	52.911	117.5	26.247	208.3	22.590			1:41.748	
5	54.634	117.5	26.157	205.7	22.732			1:43.523		11	53.011	117.8	26.362	205.0	<u>22.439</u>			1:41.812	
6	53.133	118.4	<u>26.069</u>	209.1	22.625			1:41.827		12	53.013	<u>120.0</u>	26.118	<u>209.5</u>	22.545			1:41.676	

291		Martin Uebel							Aprilia RS250										
lap	Sect-1	Speed	Sect-2	Speed	Sect-3	Speed	TopSpeed	laptime	pit	lap	Sect-1	Speed	Sect-2	Speed	Sect-3	Speed	Topspeed	laptime	pit
1		103.9	28.960	187.0	24.732			1:58.175		7	57.588	104.3	28.145	190.1	24.232			1:49.965	
2	57.804	101.2	28.376	188.9	24.700			1:50.880		8	57.426	103.6	28.240	184.0	24.497			1:50.163	
3	57.662	105.1	28.520	187.9	24.453			1:50.635		9	57.801	103.9	28.194	186.4	24.173			1:50.168	
4	57.677	<u>105.7</u>	<u>28.005</u>	<u>191.0</u>	24.150			<u>1:49.832</u>		10	57.607	104.9	28.606	186.7	<u>24.026</u>			1:50.239	
5	57.731	104.0	28.240	186.4	24.383			1:50.354		11	<u>57.259</u>	104.5	28.432	186.7	24.289			1:49.980	
6	57.715	104.1	28.133	189.2	24.055			1:49.903		12									

SUPERBIKE-IDM V2 ADAC Siegerlandpreis
MSC Freier Grund e.V. im ADAC

S-02/10, FIM EMIN 10/137, TMV
101/50

IG Königsklasse - Rennen 2

Positionen pro Runde

6 - 8 May 2016

Nürburgring Kurz - 3618 mtr.

Pos	Nr.	Name	1	2	3	4	5	6	7	8	9	10	11	12
1	3	Jörg Schöllhorn	61	3	3	3	3	3	3	3	3	3	3	3
2	61	Mike Vökt	45	61	61	61	61	61	61	61	61	61	61	61
3	49	Carsten Schröter	3	45	45	45	45	45	49	49	49	49	49	49
4	73	Marc Ruhroth	49	49	49	49	49	49	73	73	73	73	73	73
5	283	Daniel Wolf	283	73	73	73	73	73	283	283	283	283	283	283
6	88	Reiner Scheidhauer	73	283	51	283	133	133	133	208	208	208	208	88
7	208	Daniel Kämmerling	208	133	283	133	283	283	208	88	88	88	88	208
8	98	Adrian Hähle	88	51	133	88	208	208	88	98	98	98	98	98
9	122	Chris Meyer	133	208	88	208	88	88	98	133	122	122	122	122
10	51	Marcel Mendel	206	88	208	98	98	98	122	122	51	51	51	51
11	91	Micky Winkler	98	98	98	122	122	122	206	51	206	91	91	91
12	110	Karl Johann	122	206	122	206	206	206	91	206	91	206	206	110
13	206	Jörg Eberhardt	51	122	206	30	30	30	51	91	30	30	110	206
14	30	Henrik Hoch	30	30	30	91	91	91	30	30	110	110	30	30
15	120	Boris Pütz	91	91	91	34	34	120	120	110	120	120	120	120
16	102	Robrecht Roosen	34	34	225	225	225	51	225	120	102	102	102	
17	225	Dirk Broecheler	225	225	34	120	120	225	110	225	225	225	225	
18	75	Wolfgang Fleck	120	120	120	75	102	110	102	102	75	75	75	
19	34	Peter Schulte-Wien	35	75	75	102	75	102	75	75	34	34	34	
20	78	David Lauderemilch	75	102	102	110	51	75	78	34	78	78	78	
21	85	Peter Seydel	102	110	110	51	110	78	34	78	85	85	85	
22	41	Jens Bebiolka	78	78	78	78	78	34	85	85	41	41	41	
23	35	Franko Piesner	85	35	85	85	85	85	41	41	35	35	35	
24	291	Martin Uebel	110	85	35	41	41	41	35	35	291	291	291	
25	55	Gerd Schumacher	41	41	41	35	35	35	291	291	247	247	55	
26	247	Andreas Lindberg	291	291	291	291	291	291	247	247	55	55	247	
27	202	Ingardia Vito	214	247	247	247	247	247	55	55	202	202	202	
28	210	Michael Kahmann	210	214	210	210	210	55	210	210	210	210	210	
29	133	Miguel Correi	55	210	55	55	55	210	202	202				
30	45	Heinz Scheidt	247	55	202	202	202	202						
31	214	Christian Kühn	202	202	214									

SUPERBIKE-IDM V2 ADAC Siegerlandpreis

MSC Freies Grund e. V. im ADAC

S-02/16, FIM EMN 10/157, IMV 191/52

6 - 8 May 2016

Nürburgring Kurz - 3618 mtr.

Startaufstellung - IG Königsklasse - Rennen 2

Startzeit : 13:45 - Lauf Länge : 15 Minuten Und 2 Rnd

Pl.	Nr.	Name	Zeit	Pl.	Nr.	Name	Zeit	Pl.	Nr.	Name	Zeit
-----	-----	------	------	-----	-----	------	------	-----	-----	------	------

Row 13	39	217	Uto Haag	2:08.354	38	202	Ingardia Vito	1:54.869	37	247	Andreas Lindberg	1:52.676
Row 12	36	291	Martin Uebel	1:52.489	35	55	Gerd Schumacher	1:51.578	34	35	Franko Piesner	1:51.159
Row 11	33	210	Michael Kahmann	1:51.114	32	41	Jens Bebiolka	1:49.645	31	216	Till Obert	1:49.623
Row 10	30	225	Dirk Broecheler	1:48.871	29	78	David Laudermilch	1:47.785	28	34	Peter Schulte-Wien	1:47.335
Row 9	27	214	Christian Kühn	1:47.249	26	85	Peter Seydel	1:47.163	25	2	Jac v. d. Elsen	1:46.730
Row 8	24	75	Wolfgang Fleck	1:46.096	23	219	Christof Schäfer	1:45.953	22	120	Boris Pütz	1:45.847
Row 7	21	110	Karl Johann	1:45.843	20	102	Robrecht Roosen	1:45.608	19	1	Wolfgang-Rolf Becker	1:44.684
Row 6	18	74	Werner Cvetko	1:44.265	17	206	Jörg Eberhardt	1:44.093	16	133	Miguel Correia	1:43.936
Row 5	15	122	Chris Meyer	1:43.501	14	228	Heiko Senkel	1:43.320	13	30	Henrik Hoch	1:43.071
Row 4	12	91	Micky Wnkler	1:42.961	11	98	Adrian Hähle	1:42.916	10	208	Daniel Kämmerling	1:42.691
Row 3	9	73	Marc Ruhroth	1:41.363	8	283	Daniel Wolf	1:41.320	7	51	Marcel Mendel	1:41.006
Row 2	6	88	Reiner Scheidhauer	1:40.931	5	49	Carsten Schröter	1:39.407	4	45	Heinz Scheidt	1:38.945
Row 1	3	44	Andreas Götti	1:38.287	2	61	Mike Vökt	1:37.166	1	3	Jörg Schöllhorn	1:36.068

Pole Links

----- STARTLINIE -----

Ergebnisse und Rundenzeiten : www.raceresults.at			Zeitnahme durch : SDO SportTiming		Aushangzeit
Rennleiter	Steward	Zeitmessung	Ausdruckzeit 07-05-2016 - 12:05		
Heinrich Schmidt	Christian T. Schneider	Bernd Jung	DMSB		
Seite 1 von 1					

SUPERBIKE-IDM V2 ADAC Siegerlandpreis
MSC Freier Grund e.V. im ADAC

S-02/10, FIM EMIN 10/15/1, IMV
101/50

Lauf name : IG Königsklasse - Rennen 2
Lauf Datum : 08 May 2016
Wetter :
Strecke name : Nürburgring Kurz - 3618 mtr.

Participants Started : 31 Participants Classified : 28
Participants Finished : 28 Participants Not Classified : 12
Participants Not Finished : 12

Green flag at : 13:46:15 Heat recording start time : 13:38:13
Finish flag waved at : 14:05:43 Heat recording end time : 14:07:50
Total time under Green : 19:27 Total of All Laps in Heat : 340
Number of cautions : 0 Total time under Yellow : 00:00:00
Number of code-60's : 0 Total time under Code-60 : 00:00:00

Summary of winners per class

Nr.	Name / Team Name	Fahrzeug	Kls	Schnellste Rd.zeit	In	Schnitt	Rnd	Fahrzeit
3	Jörg Schöllhorn	ROC Yamaha YZR500 V4	500	1:35.442	5	133.84	12	19:27.760
61	Mike Vökt	Yamaha TZ250	250	1:36.673	4	133.68	12	19:29.141
283	Daniel Wolf	Aprilia RS250	S250	1:41.495	9	126.83	12	20:32.322
88	Reiner Scheidhauer	Honda RS125	125	1:41.491	12	126.60	12	20:34.553

Leader history during the Heat

#	Nr.	Lap	to Lap	Name	Fahrzeug
1	61	1	1	Mike Vökt	Yamaha TZ250
2	3	2	12	Jörg Schöllhorn	ROC Yamaha YZR500 V4

Best Lap time history during the Heat

#	Nr.	lap time	in lap	Name	Fahrzeug	time of day
1	61	1:39.635	1	Mike Vökt	Yamaha TZ250	13:47:54
2	3	1:36.691	2	Jörg Schöllhorn	ROC Yamaha YZR500 V4	13:49:32
3	61	1:36.673	4	Mike Vökt	Yamaha TZ250	13:52:46
4	3	1:35.442	5	Jörg Schöllhorn	ROC Yamaha YZR500 V4	13:54:21

Summary of best lap times per class

Nr.	Name / Team Name	Fahrzeug	Kls	Schnellste Rd.zeit	In	Geschw
3	Jörg Schöllhorn	ROC Yamaha YZR500 V4	500	1:35.442	5	136.47
61	Mike Vökt	Yamaha TZ250	250	1:36.673	4	134.73
98	Adrian Hähle	Honda RS125R	125	1:41.105	12	128.82
208	Daniel Kämmerling	FRP Aprilia RS250	S250	1:41.427	8	128.42

Summary of number of laps in the lead

#	Nr.	Name	Fahrzeug	# Laps in the lead
1	3	Jörg Schöllhorn	ROC Yamaha YZR500 V4	11
2	61	Mike Vökt	Yamaha TZ250	1